

Section VI **STATISTICS**

Crime Data

Crime rates are calculated on the number of crimes divided by the population of a given geographical area. Uniform Crime Reporting (UCR) is divided into three offense categories: **Crimes against Persons**, **Crimes against Property** and **Behavioral Crimes**.

Crimes Against Persons

Criminal offenses where the victim is present and the act is violent, threatening or has the potential of being physically harmed.

Murder	Kidnapping	Negligent Homicide
Robbery	Rape	Aggravated Assault
Other Sex Crimes	Simple Assault	

Crimes Against Property

Criminal offenses that involve taking something of value by theft, deception or the destruction of property.

Burglary	Fraud	Larceny
Embezzlement	Motor Vehicle Theft	Vandalism
Arson	Forgery/Counterfeit	
Sale/Purchase Possession of Stolen Property		

Behavioral Crimes

Crimes that represent society's prohibitions on engaging in certain types of activity such as criminal offenses that violates laws relating to personal conduct, responsibility and public order. Although not necessarily violent or property offenses in themselves, they may often contribute to other criminal acts.

Weapons Restriction Laws	Liquor Laws	Prostitution
Disorderly Conduct	Narcotics Laws	Curfew
Offenses against Family	Runaway Juveniles	DUII

2011 MPD Annual Report

PART I CRIMES	2010	2010 Reported to State	2010 Arrests		2011	2011 Reported to State	2011 Arrests		PERCENTAGE CHANGE
			Juvenile	Adult			Juvenile	Adult	
Murder	1	1	0	0	1	1	1	1	0%
Rape	11	11	0	0	13	13	0	2	18.18%
Robbery	11	10	0	8	13	13	2	8	18.18%
Aggravated Assault	34	32	2	24	36	35	6	21	5.88%
Burglary	164	159	12	14	221	218	6	27	34.75%
Larceny	1010	873	78	188	1074	892	60	214	6.33%
Auto Theft	60	58	4	2	38	38	3	8	-36.66%
Arson	11	9	3	1	8	8	1	1	-27.27
PART I TOTAL	1302	1153	99	237	1404	1218	79	282	

PART II CRIMES	2010	2010 Reported to State	2010 Arrests		2011	2011 Reported to State	2011 Arrests		PERCENTAGE CHANGE
			Juvenile	Adult			Juvenile	Adult	
Simple Assaults	124	91	13	68	390	343	32	184	214%
Kidnapping	9	8	0	1	2	2	0	2	-77.77%
Forgery/ Counterfeit	51	27	1	24	49	23	0	21	-3.92%
Fraud	113	64	2	34	109	71	7	32	-3.53%
Embezzlement	0	0	0	0	0	0	0	0	0
Stolen Property	15	4	4	7	10	6	2	8	-33.33%
Extortion	0	0	0	0	0	0	0	0	0
Vandalism	827	597	47	44	833	611	20	75	0.72%
Weapons	26	24	5	15	24	21	6	18	-7.69%
Prostitution	2	1	0	3	0	0	0	0	-100%
Sex Offenses	82	62	12	42	66	46	10	29	-19.51%
Narcotics/ Drugs	327	289	58	261	293	238	63	205	-10.39
Gambling	0	0	0	0	1	1	0	0	100%
Offenses Against Family	19	16	0	14	17	16	0	10	-10.52%
Driving Under the Influence	131	131	2	127	132	131	2	130	0.76%
Liquor Laws	144	29	69	163	140	135	85	147	-2.77%
Disorderly Conduct	133	126	12	106	151	135	21	117	13.53%
Trespass/ Prowler	250	247	19	62	370	142	31	99	48%

2011 MPD Annual Report

Curfew	78	78	148	0	88	87	172	0	12.82%
Runaway	92	92	2	0	73	73	0	0	-20.65%
Animal Problems	41	40	1	2	76	76	0	4	85%
All other	320	304	53	155	125	113	69	59	-60.93%
PART II TOTAL	2784	2230	448	1128	2949	2270	520	1140	5.92%

PART III CRIME	2010	2010 Reported to State	2010 Arrests		2011	2011 Reported to State	2011 Arrests		PERCENTAGE CHANGE
			Juvenile	Adult			Juvenile	Adult	
Escape	2	2	2	2	2	1	0	2	0%
Hit and Run	145	145	2	23	156	154	1	26	7.58%
Reckless Driving	34	33	2	29	32	30	3	29	-5.88%
Eluding	7	6	0	7	9	6	0	6	28.57%
DWS Misd/Fel	40	39	0	40	37	37	0	37	-7.5%
Fail to Display Operators License	10	10	1	10	9	8	1	8	-10%
Fish and Game	0	0	0	0	0	0	0	0	0
Illegal Alien	0	0	0	0	0	0	0	0	0
Protective Custody	27	27	2	24	40	40	2	38	48.14%
Warrants	25	25	0	25	32	31	1	31	28%
Fugitives	540	528	88	466	513	499	86	444	-5%
Motor Vehicle Recovered	3	3	0	0	0	0	0	0	-100%
Stolen Property Recovered	0	0	0	0	2	2	0	0	200%
Non-Criminal Domestics	237	237	0	0	200	199	0	0	-15.61
PART III TOTAL	1070	1055	97	626	1032	1007	94	621	-3.55%
PART I TOTAL	1302	1153	99	237	1404	1218	79	282	7.83%
PART II TOTAL	2784	2230	448	1128	2949	2270	520	1140	5.92%
PART III TOTAL	1070	1055	97	626	1032	1007	94	621	-3.55%
GRAND TOTAL	5156	4438	644	1991	5385	4495	693	2043	4.44%

2011 MPD Annual Report

CRIMES

CRIMES AGAINST PERSONS

	2007	2008	2009	2010	2011
Willful Murder	0	1	1	1	1
Negligent Homicide	0	0	0	0	0
Rape	15	17	14	11	13
Other Sex Offenses	62	69	99	82	66
Kidnapping	7	9	7	9	2
Robbery	11	11	18	11	13
Aggravated Assault	42	61	32	34	36
Simple Assault	101	128	170	124	390
TOTAL	238	296	341	272	521

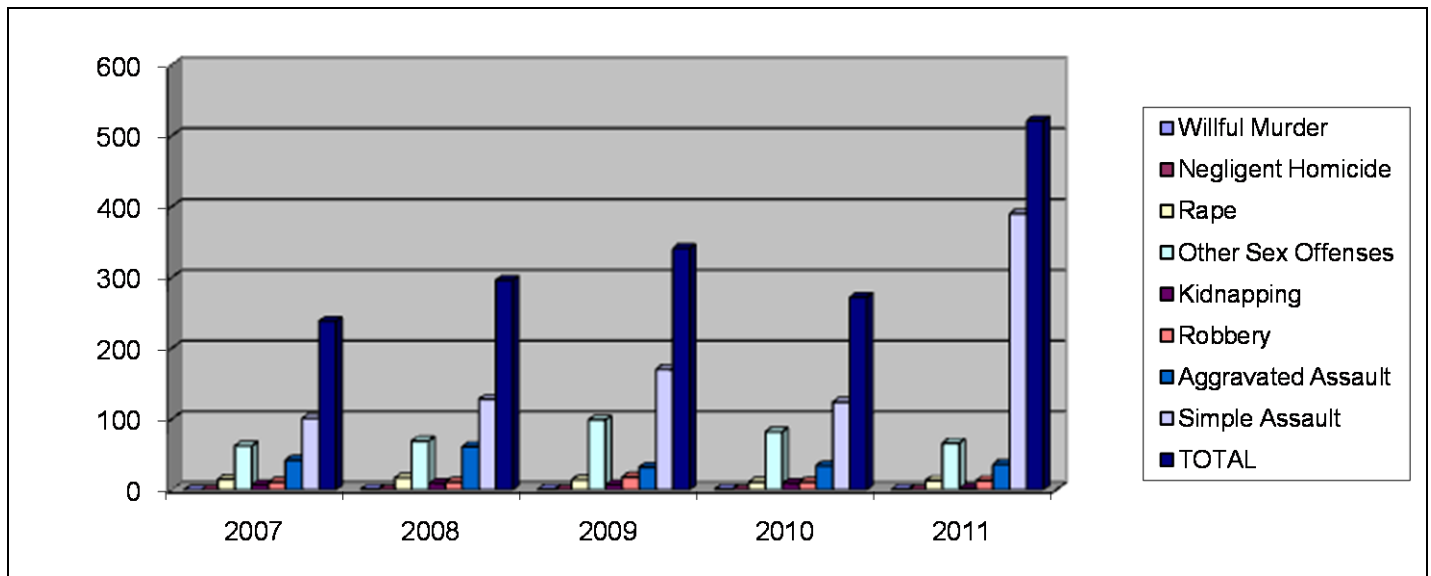
CRIMES AGAINST PROPERTY

	2007	2008	2009	2010	2011
Burglary	117	109	132	164	221
Larceny	763	880	843	1010	1074
Motor Vehicle Theft	57	49	33	60	38
Arson	1	15	6	11	8
Forgery/Counterfeiting	58	54	47	51	49
Fraud	140	160	134	113	109
Embezzlement	0	0	1	0	0
Stolen Property	8	4	18	15	2
Extortion	1	0	1	0	0
Vandalism	577	807	1004	827	833
TOTAL	1722	2078	2219	2251	2334

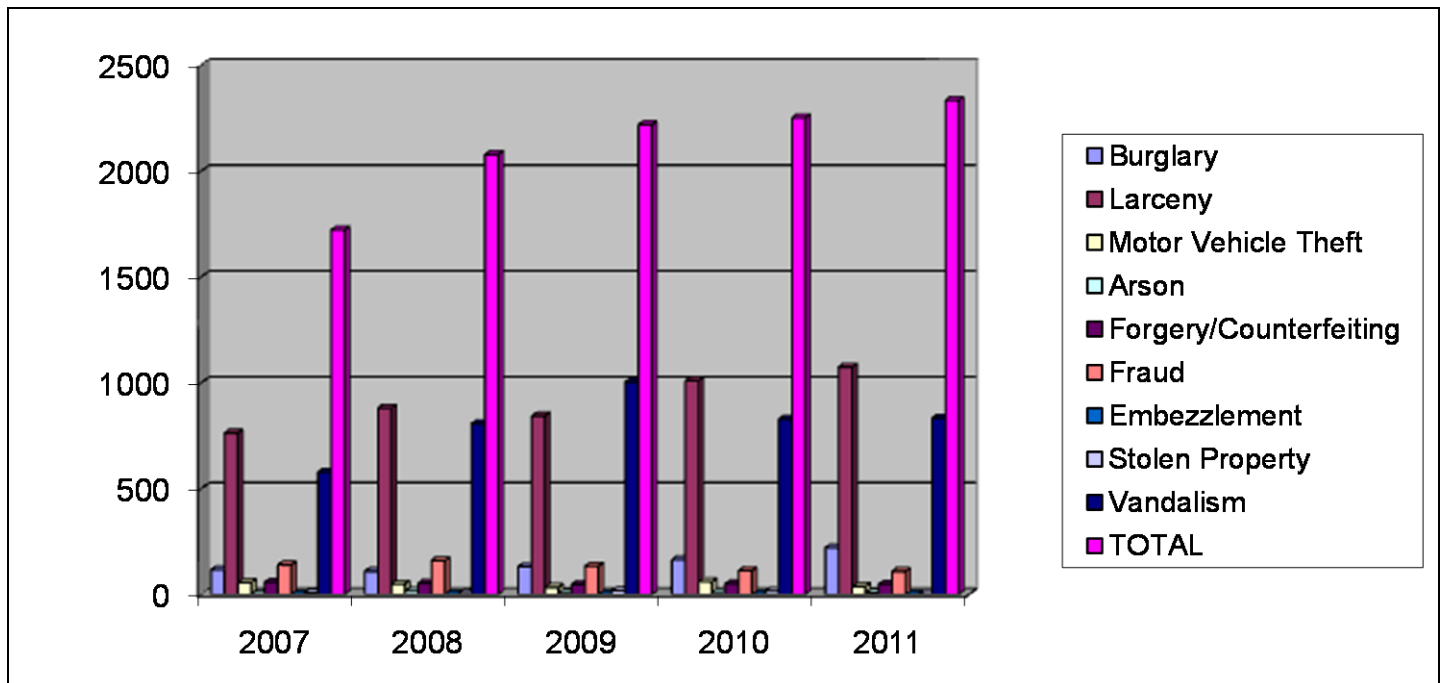
BEHAVIORAL CRIMES

	2007	2008	2009	2010	2011
Weapon Laws	27	36	30	26	24
Prostitution	0	0	0	2	0
Drug Laws	305	264	288	327	293
Offenses Against Family	20	28	24	19	17
Driving Under the Influence	183	197	144	131	132
Liquor Laws	169	211	183	144	140
Disorderly Conduct	130	155	136	133	151
Curfew	120	77	101	78	88
Runaway Juveniles	66	75	78	92	73
TOTAL	1020	1043	984	952	918

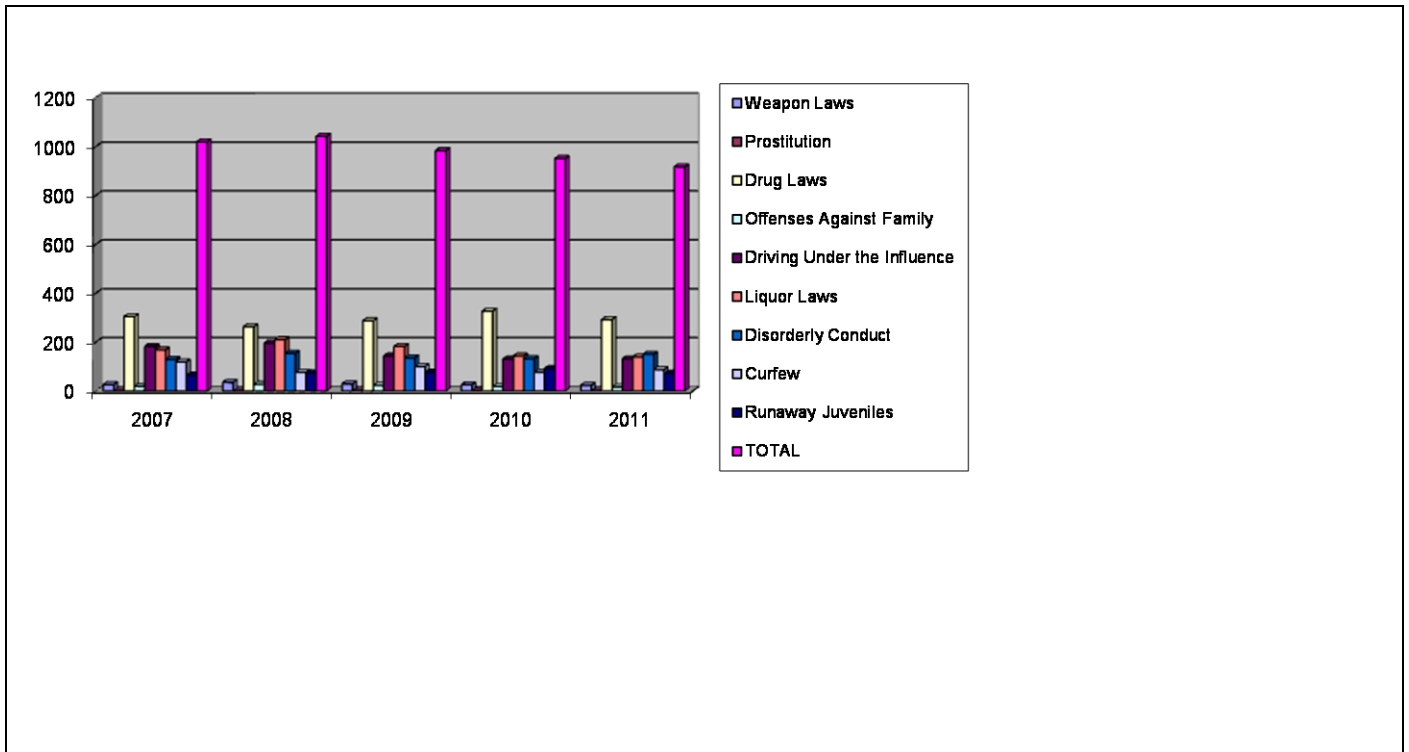
CRIMES AGAINST PERSONS



CRIMES AGAINST PROPERTY

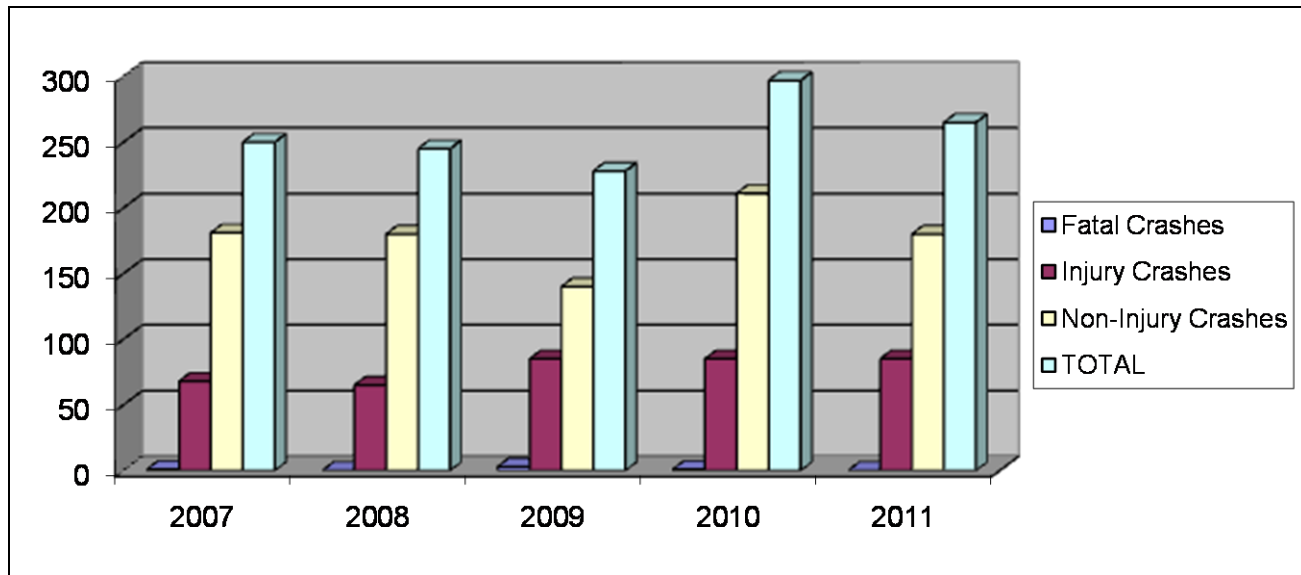


BEHAVIORAL CRIMES



TRAFFIC DATA

Crash Data



Enforcement Data

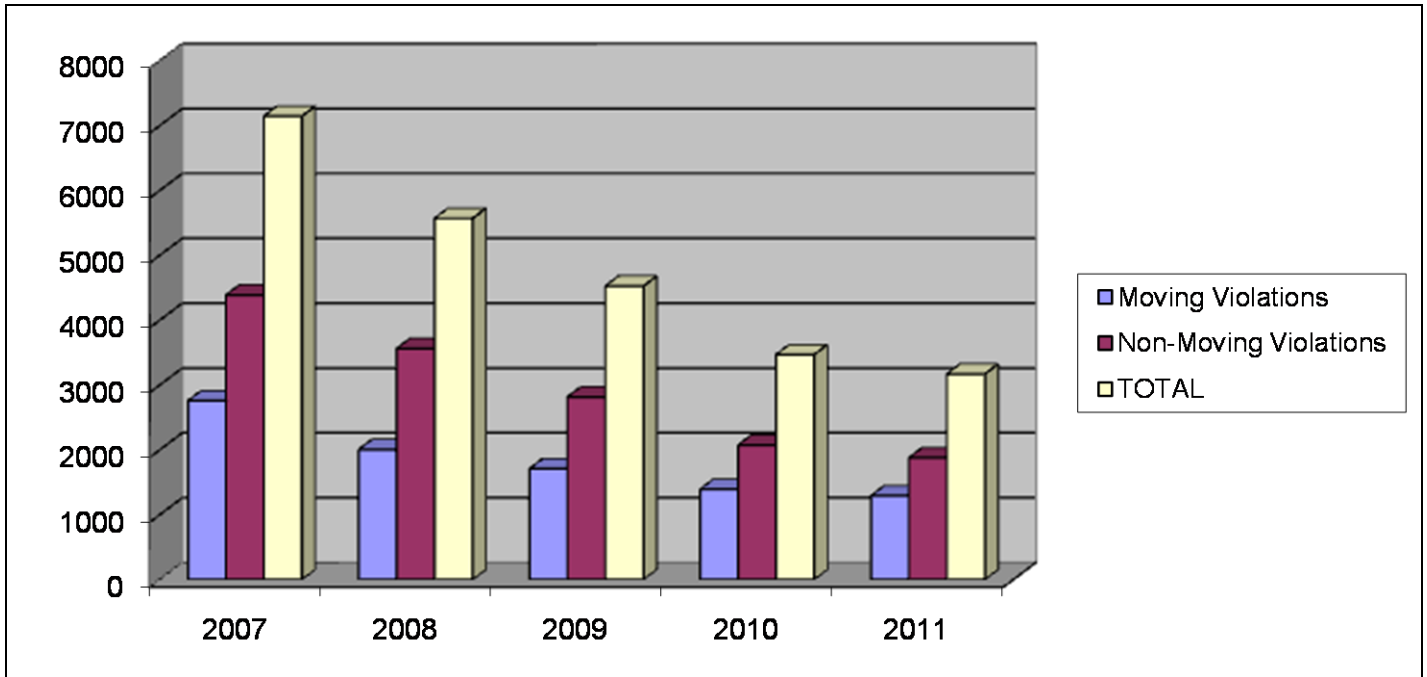
CRASHES	2007	2008	2009	2010	2011
Fatal Crashes	1	0	3	1	0
Injury Crashes	68	65	85	85	85
Non-Injury Crashes	181	180	140	211	180
TOTAL	250	245	228	297	265

CITATIONS BY VIOLATIONS	2007	2008	2009	2010	2011
Moving Violations	2757	2006	1710	1394	1292
Non-Moving Violations	4388	3564	2816	2075	1879
TOTAL	7145	5570	4526	3469	3171

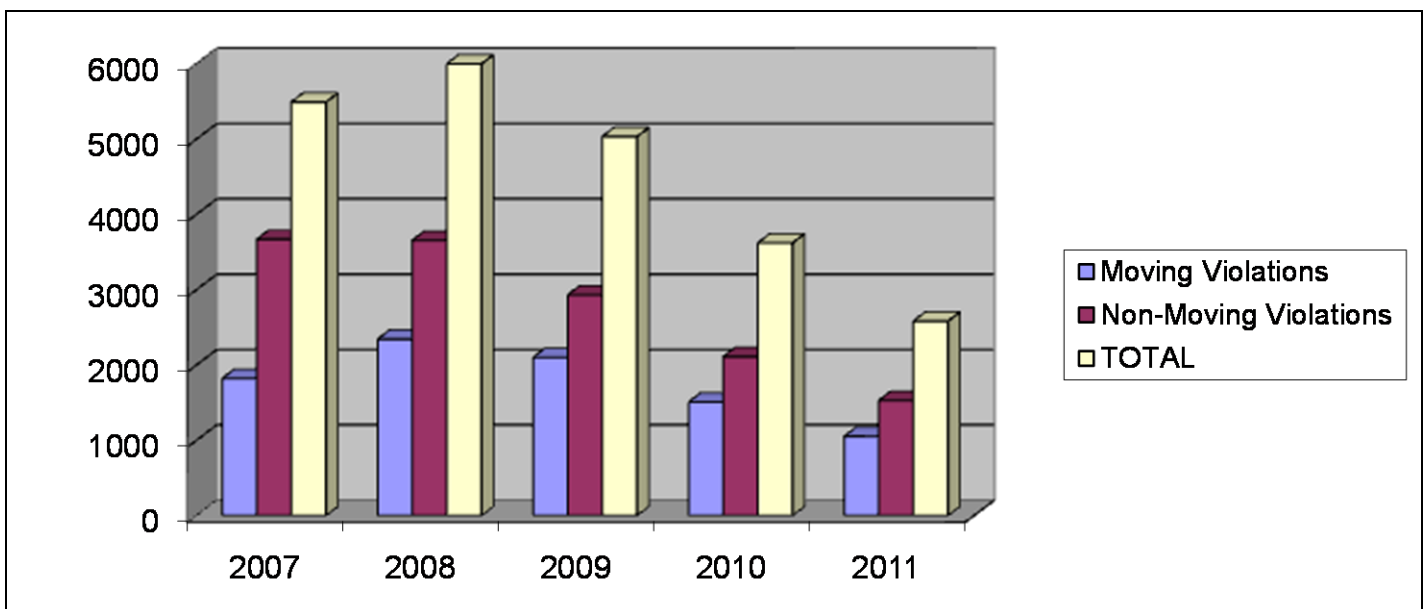
WARNINGS BY VIOLATIONS	2007	2008	2009	2010	2011
Moving Violations	1821	2343	2101	1509	1053
Non-Moving Violations	3670	3656	2932	2112	1530
TOTAL	5491	5999	5033	3621	2583

TRAFFIC

Citations by Violation



Warnings by Violation



2011 MPD Annual Report

CALLS FOR SERVICE DATA

In previous years the information shown in this section was the actual requests for police officer service from the community. These numbers did not include officer-initiated activity (i.e. traffic stops, follow up contacts, etc). This year we chose to include all calls for service.

Calls-For-Service

Call Type	2010	2011
Emergency 911 Hang-up/Open Line	205	184
Abandon Vehicle	437	344
Alarm/Audible	833	793
Alarm/Commercial	9	6
Alarm/Hold-up	36	44
Alarm/Residential	4	0
Alarm/Silent	32	25
Animal Abuse/Neglect	111	90
Animal Bite	11	11
Animal Injured	39	73
Animal Nuisance	159	133
Area Check	349	513
Arson	6	6
Assault Cold	102	92
Assault/Now or Just Occurred	50	53
Assault/Rape	20	4
Assist Disabled Vehicle	83	86
Assist Outside Agency	410	349
Assist Public Lockout	338	179
Attempt to Locate	20	29
Bombing/Threat	3	2
Burglary/Attempt	22	34
Burglary/Cold Report	174	207
Burglary/Just Occurred	45	45
Civil Complaint	449	489
Cover Car/Back up	31	29
Criminal Mischief/Cold Report	494	480
Criminal Mischief/Just Occurred	117	90
Curfew	69	80
Custodial Interference/Cold	97	103
Custodial Interference/Now or Just Occurred	20	26
Death Investigation	4	6
Domestic/Family	86	97
Domestic/Family Weapon	487	509
Driving Under the Influence	241	246
Driving While Suspended	121	127
Drug Violation	287	304
Dumping/Illegal	25	21
Escapee/Walk away	2	4
Extra Patrol	99	113
Field Investigation Contact	1349	1119
Fight	100	121
Follow Up	2827	2698
Found Child	31	31

2011 MPD Annual Report

Call Type	2010	2011
Fraud	219	238
Harassment	696	753
Hit and Run	219	210
Illegal Burn	3	3
Impound Vehicle	0	0
Information Complaint	770	720
Intoxicated Person	95	104
Juvenile Abuse/Neglect	328	261
Kidnap	4	1
Medical/Fire Assist	189	298
Menacing	24	15
Mental/Violent	13	22
Mental/Non-violent	42	64
Minor In Possession	115	176
Miscellaneous	222	150
Miscellaneous Arrest	404	433
Miscellaneous Disturbance	400	396
Missing Person	80	63
Missing Person Found	14	14
Noise Complaint	580	628
Open Container	21	12
Ordinance City/Co	90	134
Parking Complaint	113	137
Phone Message	1384	1211
Premise/Unsecure	88	80
Property Lost/Found	410	446
Prowler	68	82
Public Health/Safety	14	8
Reckless Driver	250	240
Recovered Stolen	16	14
Restraining Order Now/Just Occurred	23	24
Restraining Order Violation/Cold	73	95
Robbery	4	9
Runaway	117	113
Search Warrant	21	19
Sex Crime/Now	0	0
Sex Crime/Misc	127	128
Shooting-Stabbing	7	8
Standby	6	10
Stolen Vehicles	86	62
Street Racing	5	5
Suicide	69	60
Suicide/Attempt	49	73
Suspicious Person/Vehicle	1394	1510
Theft Attempt	15	19
Theft/Cold	766	905
Theft/Now or Just Occurred	216	213
Traffic Collision/Injury	167	147
Traffic Collision/Non Injury	234	198
Traffic Complaint/Miscellaneous	124	127
Traffic Hazard	259	239
Traffic Stop	7037	5757
Transport	77	44

2011 MPD Annual Report

Call Type	2010	2011
Trespass/Cold	86	100
Trespass/Now	140	147
Unknown Problem	33	40
Unwanted	79	87
Warrant Service	520	368
Weapons Complaint	91	77
Welfare Check	403	356
Total	29,533	27,848
Change		-5.76%