

## Section VI **STATISTICS**

### **Crime Data**

Crime rates are calculated on the number of crimes divided by the population of a given geographical area. Uniform Crime Reporting (UCR) is divided into three offense categories: **Crimes against Persons**, **Crimes against Property** and **Behavioral Crimes**.

#### Crimes Against Persons

Criminal offenses where the victim is present and the act is violent, threatening or has the potential of being physically harmed.

Murder	Kidnapping	Negligent Homicide
Robbery	Rape	Aggravated Assault
Other Sex Crimes	Simple Assault	

#### Crimes Against Property

Criminal offenses that involve taking something of value by theft, deception or the destruction of property.

Burglary	Fraud	Larceny
Embezzlement	Motor Vehicle Theft	Vandalism
Arson	Forgery/Counterfeit	
Sale/Purchase Possession of Stolen Property		

#### Behavioral Crimes

Crimes that represent society's prohibitions on engaging in certain types of activity such as criminal offenses that violates laws relating to personal conduct, responsibility and public order. Although not necessarily violent or property offenses in themselves, they may often contribute to other criminal acts.

Weapons Restriction Laws	Liquor Laws	Prostitution
Disorderly Conduct	Narcotics Laws	Curfew
Offenses against Family	Runaway Juveniles	DUII

## 2013 MPD Annual Report

PART I CRIMES	2012	2012 Reported to State	2012 Arrests		2013	2013 Reported to State	2013 Arrests		PERCENTAGE CHANGE
			Juvenile	Adult			Juvenile	Adult	
Murder	0	0	0	0	1	1	0	0	100%
Rape	12	9	0	2	16	16	1	3	33.3%
Robbery	17	17	0	14	15	15	8	10	-11.8%
Aggravated Assault	41	34	10	30	42	35	9	22	2.4%
Burglary	178	173	31	26	153	147	13	21	-14.1%
Larceny	902	731	87	210	972	794	76	246	7.8%
Auto Theft	46	45	5	11	38	36	8	5	-17.4%
Arson	10	10	7	3	14	12	0	0	40%
<b>PART I TOTAL</b>	<b>1206</b>	<b>1019</b>	<b>140</b>	<b>296</b>	<b>1251</b>	<b>1056</b>	<b>115</b>	<b>307</b>	<b>3.7%</b>

PART II CRIMES	2012	2011 Reported to State	2012 Arrests		2013	2013 Reported to State	2013 Arrests		PERCENTAGE CHANGE
			Juvenile	Adult			Juvenile	Adult	
Simple Assaults	308	270	25	127	316	274	37	122	2.6%
ROV/Stalker	61	60	0	32	49	49	0	24	-19.7%
Kidnapping	5	5	0	3	4	4	0	2	-20%
Intimidation	*00	*00	*00	*00	6	6	0	1	*New category
Forgery/ Counterfeit	29	15	0	15	49	26	1	19	69%
Fraud	109	65	3	29	147	103	6	52	34.9%
Embezzlement	0	0	0	0	0	0	0	0	0%
Stolen Property	18	8	1	16	22	13	2	15	22.2%
Extortion	1	1	0	0	0	0	0	0	-100%
Vandalism	708	529	96	44	654	453	32	58	-7.6%
Weapons	29	24	1	23	27	26	8	17	-6.9%
Prostitution	0	0	0	0	1	1	0	0	100%
Sex Offenses	69	41	3	38	69	51	6	32	0%
Narcotics/ Drugs	450	352	84	367	428	334	59	338	-4.9%
Gambling	0	0	0	0	0	0	0	0	0%
Offenses Against Family	26	25	0	17	19	19	0	10	-26.9%
Driving Under the Influence	140	140	0	142	126	125	0	125	-10%
Liquor Laws	134	129	49	143	71	67	21	82	-47%
Disorderly Conduct	172	153	26	125	176	158	22	103	2.3%

## 2013 MPD Annual Report

Trespass	100	97	29	46	86	78	23	49	-14%
UEMV	157	24	11	15	136	25	25	12	-13.4%
Curfew	76	73	131	0	44	43	85	0	-42.1%
Tobacco	56	52	63	0	20	16	24	0	-64.3%
Runaway	89	89	0	0	76	76	0	0	-14.6%
Animal Problems	85	85	0	1	86	85	0	1	1.2%
All other	51	49	8	51	65	65	7	46	27.5%
<b>PART II TOTAL</b>	<b>2873</b>	<b>2286</b>	<b>530</b>	<b>1234</b>	<b>2677</b>	<b>2097</b>	<b>358</b>	<b>1108</b>	<b>-6.8%</b>

PART III CRIME	2012	2012 Reported to State	2012 Arrests		2013	2013 Reported to State	2013 Arrests		PERCENTAGE CHANGE
			Juvenile	Adult			Juvenile	Adult	
Escape	4	4	2	2	6	6	3	2	50%
Hit and Run	161	161	3	22	150	149	1	26	-6.8%
Reckless Driving	39	35	1	38	24	22	0	22	-38.5%
Eluding	3	2	0	3	6	5	0	5	100%
DWS Misd/Fel	64	63	0	64	26	24	0	26	-59.4%
Fail to Display Operators License	13	13	0	13	6	6	0	6	-53.9%
Garbage/Litter	*00	*00	*00	*00	15	15	3	11	*New Category
Protective Custody	53	52	4	49	81	80	9	72	52.8%
Warrant/Fugitive	554	539	117	457	583	557	65	535	5.2%
Sex Offender	10	10	0	8	16	16	0	15	60%
Motor Vehicle Recovered	1	1	0	0	2	2	0	0	100%
Stolen Property Recovered	4	4	0	0	2	2	0	0	-50%
Non-Criminal Domestic	201	201	0	0	216	216	0	0	7.5%
<b>PART III TOTAL</b>	<b>1107</b>	<b>1085</b>	<b>127</b>	<b>656</b>	<b>1133</b>	<b>1100</b>	<b>81</b>	<b>720</b>	<b>2.4%</b>
<b>PART I TOTAL</b>	<b>1206</b>	<b>1019</b>	<b>140</b>	<b>296</b>	<b>1251</b>	<b>1056</b>	<b>115</b>	<b>307</b>	<b>3.7%</b>
<b>PART II TOTAL</b>	<b>2873</b>	<b>2286</b>	<b>530</b>	<b>1234</b>	<b>2677</b>	<b>2097</b>	<b>358</b>	<b>1108</b>	<b>-6.8%</b>
<b>PART III TOTAL</b>	<b>1107</b>	<b>1085</b>	<b>127</b>	<b>656</b>	<b>1133</b>	<b>1100</b>	<b>81</b>	<b>720</b>	<b>2.4%</b>
<b>GRAND TOTAL</b>	<b>5186</b>	<b>4390</b>	<b>797</b>	<b>2186</b>	<b>5061</b>	<b>4253</b>	<b>554</b>	<b>2135</b>	<b>-2.4%</b>

# 2013 MPD Annual Report

## CRIMES

### CRIMES AGAINST PERSONS

	2009	2010	2011	2012	2013
Willful Murder	1	1	1	1	1
Negligent Homicide	0	0	0	0	0
Rape	14	11	13	12	16
Other Sex Offenses	99	82	66	69	69
Kidnapping	7	9	2	5	4
Robbery	18	11	13	17	15
Aggravated Assault	32	34	36	41	42
Simple Assault	170	124	327	308	316
<b>TOTAL</b>	<b>341</b>	<b>272</b>	<b>458</b>	<b>453</b>	<b>463</b>

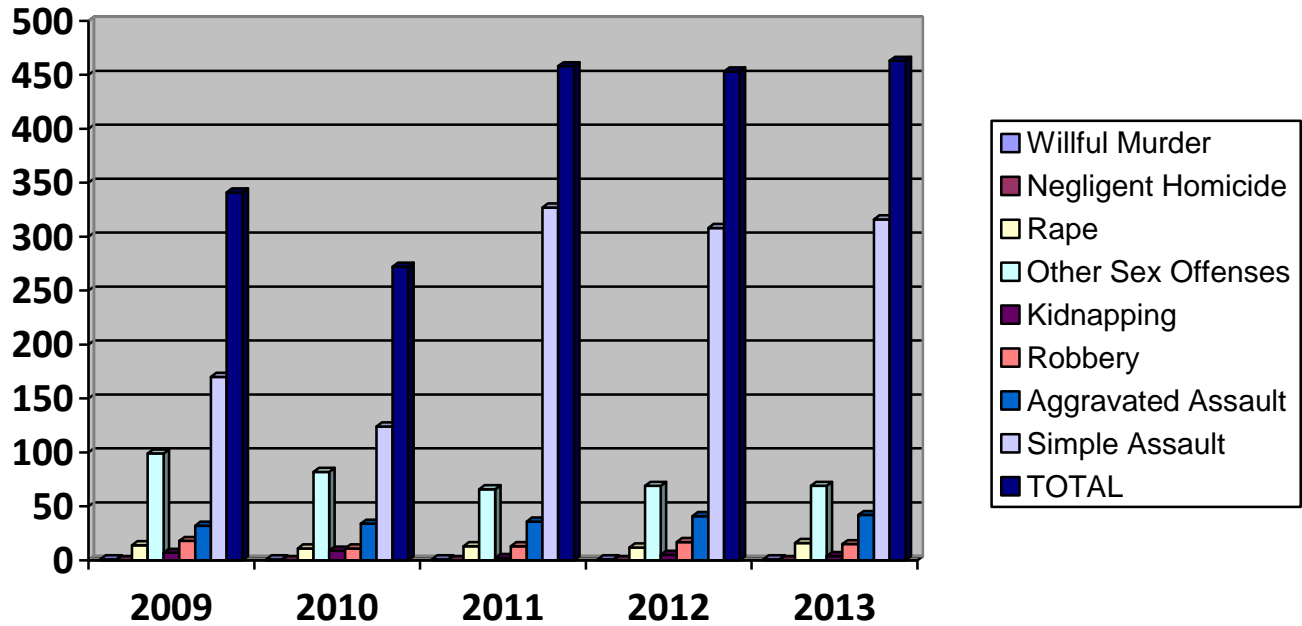
### CRIMES AGAINST PROPERTY

	2009	2010	2011	2012	2013
Burglary	132	164	221	178	153
Larceny	843	1010	1074	902	972
Motor Vehicle Theft	33	60	38	46	38
Arson	6	11	8	10	14
Forgery/Counterfeiting	47	51	49	29	49
Fraud	134	113	109	109	147
Embezzlement	1	0	0	0	0
Stolen Property	18	15	10	18	22
Extortion	1	0	0	1	0
Vandalism	1004	827	833	708	654
<b>TOTAL</b>	<b>2219</b>	<b>2251</b>	<b>2342</b>	<b>2001</b>	<b>2049</b>

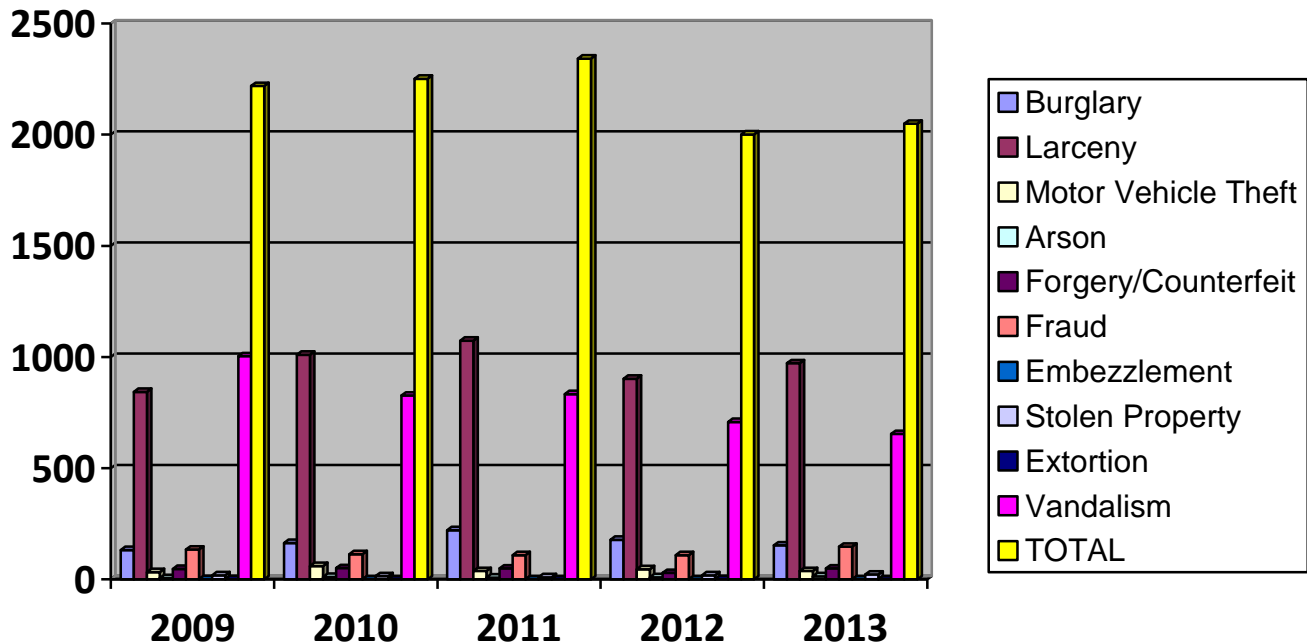
### BEHAVIORAL CRIMES

	2009	2010	2011	2012	2013
Weapon Laws	30	26	24	29	27
Prostitution	0	2	0	0	1
Drug Laws	288	327	293	352	428
Offenses Against Family	24	19	17	26	19
Driving Under the Influence	144	131	132	140	126
Liquor Laws	183	144	140	134	71
Disorderly Conduct	136	133	151	172	176
Curfew	101	78	88	76	44
Runaway Juveniles	78	92	73	89	76
<b>TOTAL</b>	<b>984</b>	<b>952</b>	<b>918</b>	<b>1018</b>	<b>968</b>

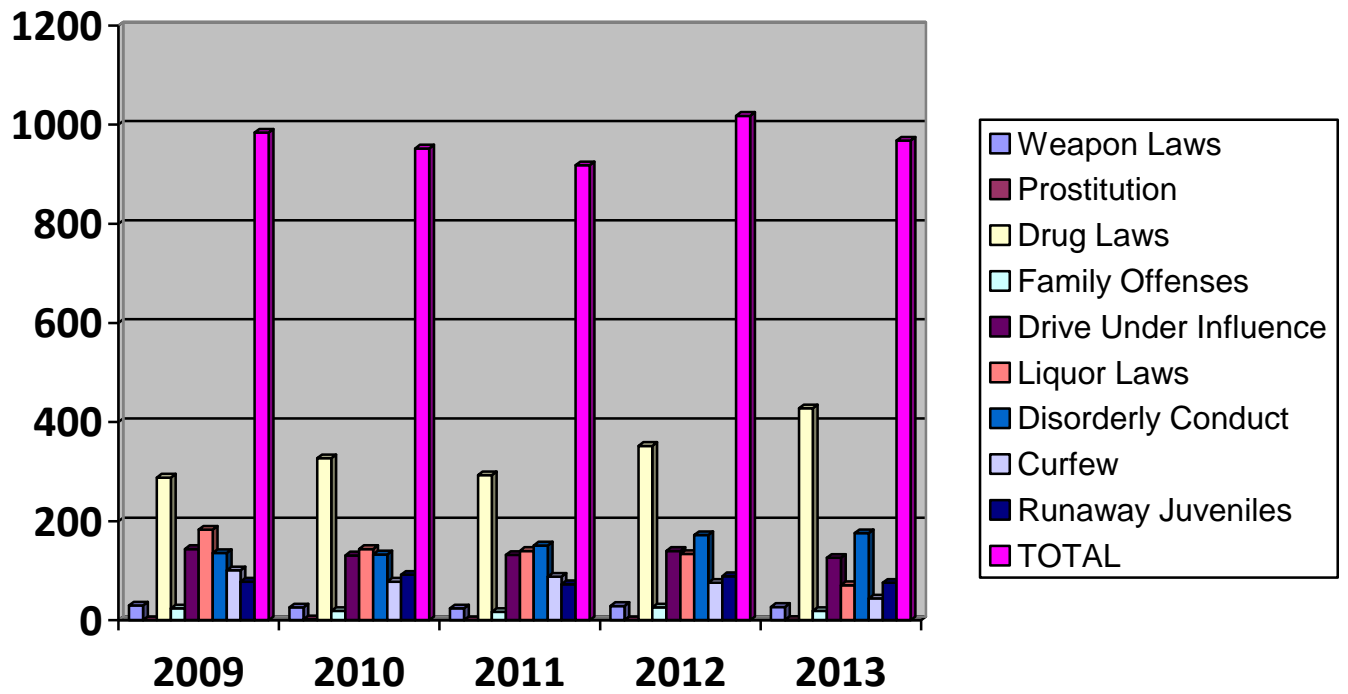
## CRIMES AGAINST PERSONS



## CRIMES AGAINST PROPERTY

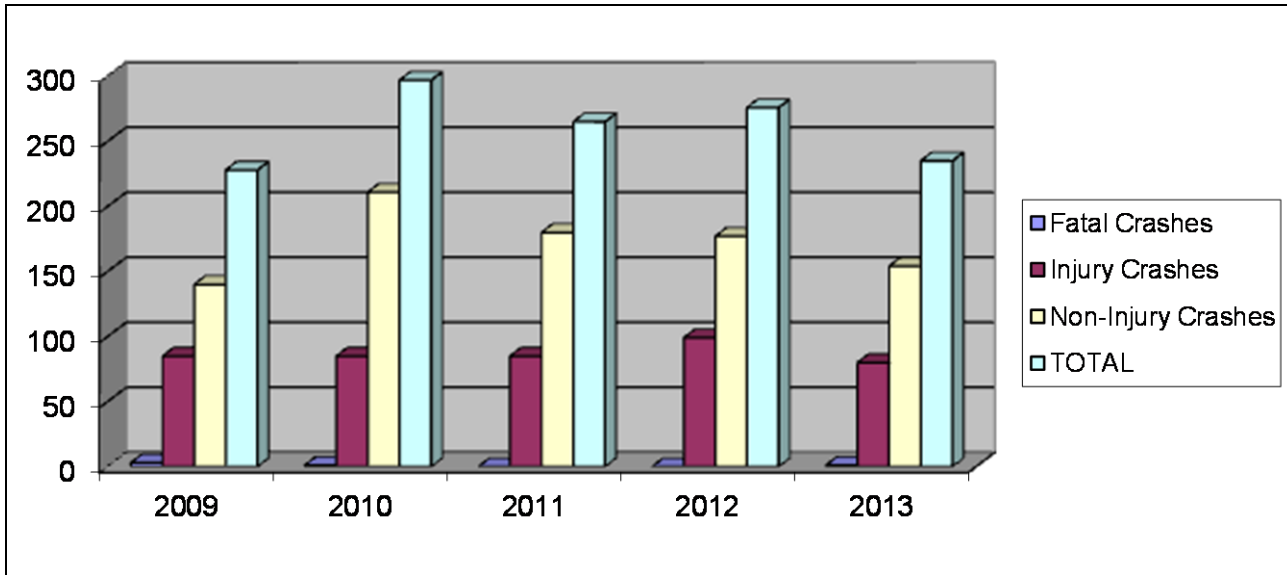


**BEHAVIORAL CRIMES**



**TRAFFIC DATA**

**Crash Data**



**Enforcement Data**

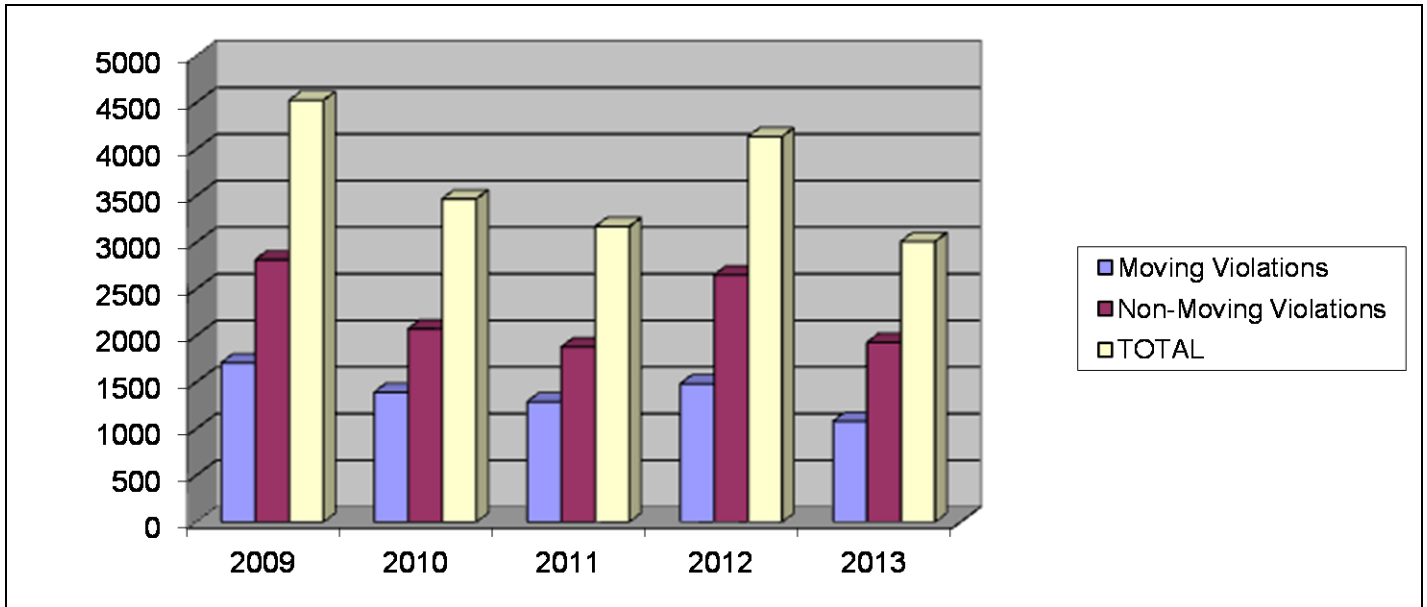
<b>CRASHES</b>	<b>2009</b>	<b>2010</b>	<b>2011</b>	<b>2012</b>	<b>2013</b>
Fatal Crashes	3	1	0	0	1
Injury Crashes	85	85	85	99	80
Non-Injury Crashes	140	211	180	177	154
<b>TOTAL</b>	<b>228</b>	<b>297</b>	<b>265</b>	<b>276</b>	<b>235</b>

<b>CITATIONS BY VIOLATIONS</b>	<b>2009</b>	<b>2010</b>	<b>2011</b>	<b>2012</b>	<b>2013</b>
Moving Violations	1710	1394	1292	1484	1083
Non-Moving Violations	2816	2075	1879	2653	1929
<b>TOTAL</b>	<b>4526</b>	<b>3469</b>	<b>3171</b>	<b>4137</b>	<b>3012</b>

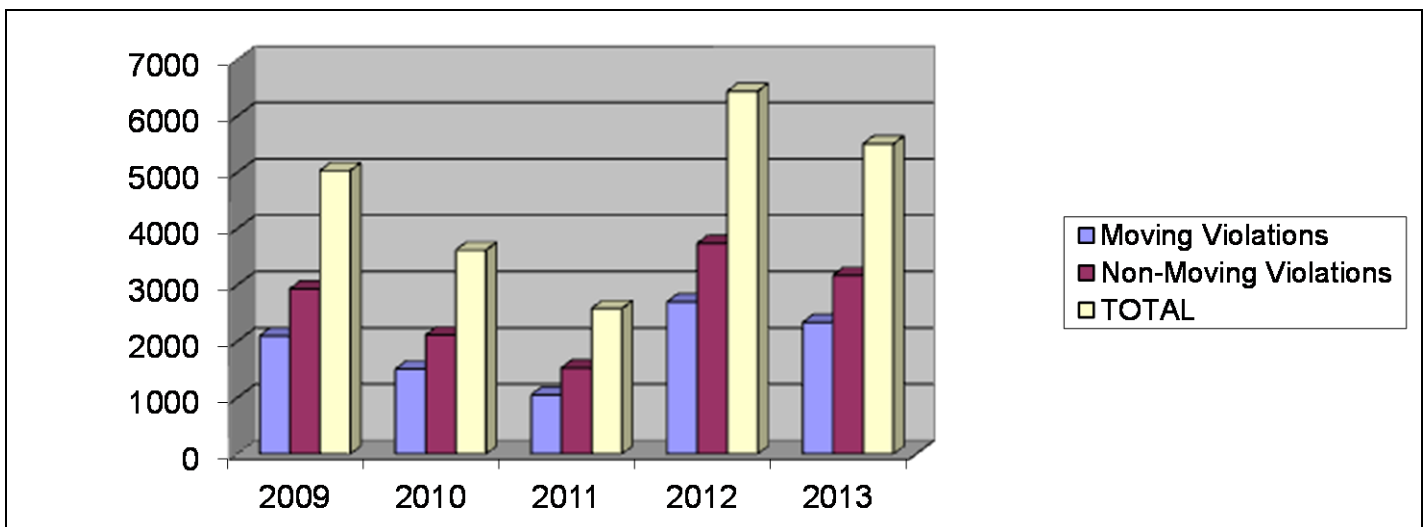
<b>WARNINGS BY VIOLATIONS</b>	<b>2009</b>	<b>2010</b>	<b>2011</b>	<b>2012</b>	<b>2013</b>
Moving Violations	2101	1509	1053	2703	2339
Non-Moving Violations	2932	2112	1530	3741	3171
<b>TOTAL</b>	<b>5033</b>	<b>3621</b>	<b>2583</b>	<b>6444</b>	<b>5510</b>

**TRAFFIC**

**Citations by Violation**



**Warnings by Violation**





# 2013 MPD Annual Report

## CALLS FOR SERVICE DATA

In previous years the information shown in this section was the actual requests for police officer service from the community. These numbers did not include officer-initiated activity (i.e. traffic stops, follow up contacts, etc). This year we chose to include all calls for service.

### Calls-For-Service

Call Type	2012	2013
Emergency 911 Hang-up/Open Line	189	185
Abandon Vehicle	313	362
Alarm/Audible	785	817
Alarm/Commercial	5	8
Alarm/Hold-up	34	32
Alarm/Residential	1	4
Alarm/Silent	26	39
Animal Abuse/Neglect	98	131
Animal Bite	13	9
Animal Injured	63	64
Animal Nuisance	135	147
Area Check	758	579
Arson	10	8
Assault Cold	102	91
Assault/Now or Just Occurred	54	50
Assault/Rape	7	7
Assist Disabled Vehicle	105	92
Assist Outside Agency	358	439
Assist Public Lockout	200	159
Attempt to Locate	29	22
Bombing/Threat	4	3
Burglary/Attempt	28	33
Burglary/Cold Report	171	136
Burglary/Just Occurred	36	53
Civil Complaint	1032	523
Cover Car/Back up	36	35
Criminal Mischief/Cold Report	416	414
Criminal Mischief/Just Occurred	69	72
Curfew	60	35
Custodial Interference/Cold	90	82
Custodial Interference/Now or Just Occurred	18	17
Death Investigation	1	5
Domestic/Family	85	103
Domestic/Family Weapon	518	516
Driving Under the Influence	212	206
Driving While Suspended	142	86
Drug Violation	325	371
Dumping/Illegal	15	16
Escapee/Walk away	0	2
Extra Patrol	105	87
Field Investigation Contact	1578	1303
Fight	103	84
Follow Up	2970	3068
Found Child	37	27

# 2013 MPD Annual Report

Call Type	2012	2013
Fraud	209	267
Harassment	714	644
Hit and Run	222	221
Illegal Burn	4	4
Impound Vehicle	0	2
Information Complaint	629	618
Intoxicated Person	85	111
Juvenile Abuse/Neglect	368	515
Kidnap	4	2
Medical/Fire Assist	269	270
Menacing	30	26
Mental/Violent	21	14
Mental/Non-violent	59	84
Minor In Possession	110	61
Miscellaneous	31	36
Miscellaneous Arrest	367	362
Miscellaneous Disturbance	393	399
Missing Person	78	71
Missing Person Found	22	15
Noise Complaint	619	543
Open Container	8	8
Ordinance City/Co	155	175
Overdose/Poisoning	57	37
Parking Complaint	101	93
Phone Message	1227	1335
Premise/Unsecure	57	72
Police Officer Detail	185	149
Property Lost/Found	451	481
Prowler	60	61
Public Health/Safety	9	12
Reckless Driver	239	255
Recovered Stolen	14	12
Restraining Order Now/Just Occurred	13	16
Restraining Order Violation/Cold	87	81
Robbery	11	12
Runaway	124	108
Search Warrant	15	9
Sex Crime/Now	1	1
Sex Crime/Misc	107	109
Shooting-Stabbing	3	4
Standby	8	1
Stolen Vehicles	61	56
Street Racing	5	3
Suicide	75	90
Suicide/Attempt	49	44
Suspicious Person/Vehicle	1519	1474
Theft Attempt	14	29
Theft/Cold	670	766
Theft/Now or Just Occurred	213	223
Traffic Collision/Injury	183	171
Traffic Collision/Non Injury	188	185
Traffic Complaint/Miscellaneous	93	89
Traffic Hazard	251	238

## 2013 MPD Annual Report

<b>Call Type</b>	<b>2012</b>	<b>2013</b>
Traffic Stop	8952	6786
Transport	58	51
Trespass/Cold	81	79
Trespass/Now	124	119
Unknown Problem	30	26
Unwanted	81	137
Warrant Service	499	534
Weapons Complaint	103	92
Welfare Check	402	409
<b>Total</b>	<b>32,153</b>	<b>29,419</b>
<b>Change</b>		<b>-8.50%</b>