

## Section VI **STATISTICS**

### **Crime Data**

Crime rates are calculated on the number of crimes divided by the population of a given geographical area. Uniform Crime Reporting (UCR) is divided into three offense categories: **Crimes against Persons**, **Crimes against Property** and **Behavioral Crimes**.

#### Crimes Against Persons

Criminal offenses where the victim is present and the act is violent, threatening or has the potential of being physically harmed.

Murder	Kidnapping	Negligent Homicide
Robbery	Rape	Aggravated Assault
Other Sex Crimes	Simple Assault	

#### Crimes Against Property

Criminal offenses that involve taking something of value by theft, deception or the destruction of property.

Burglary	Fraud	Larceny
Embezzlement	Motor Vehicle Theft	Vandalism
Arson	Forgery/Counterfeit	
Sale/Purchase Possession of Stolen Property		

#### Behavioral Crimes

Crimes that represent society's prohibitions on engaging in certain types of activity such as criminal offenses that violates laws relating to personal conduct, responsibility and public order. Although not necessarily violent or property offenses in themselves, they may often contribute to other criminal acts.

Weapons Restriction Laws	Liquor Laws	Prostitution
Disorderly Conduct	Narcotics Laws	Curfew
Offenses against Family	Runaway Juveniles	DUII

## 2016 MPD Annual Report

PART I CRIMES	2015	2015 Reported to State	2015 Arrests		2016	2016 Reported to State	2016 Arrests		PERCENTAGE CHANGE
			Juvenile	Adult			Juvenile	Adult	
Murder	1	1	0	2	0	0	0	0	-100.00%
Attempt Murder	1	1	0	1	2	2	0	2	100.00%
Rape	8	8	0	1	10	9	0	1	25.00%
Robbery	12	11	0	3	10	10	0	4	-16.67%
Aggravated Assault	49	40	4	32	32	25	2	21	-34.69%
Burglary	128	124	8	15	88	83	3	10	-31.25%
Larceny	1015	884	29	219	803	707	9	183	-20.89%
Auto Theft	37	36	3	6	51	48	6	9	37.84%
Arson	8	6	1	4	2	2	0	0	-75.00%
<b>PART I TOTAL</b>	<b>1259</b>	<b>1111</b>	<b>45</b>	<b>283</b>	<b>998</b>	<b>886</b>	<b>20</b>	<b>230</b>	<b>-20.73%</b>

PART II CRIMES	2015	2015 Reported to State	2015 Arrests		2016	2016 Reported to State	2016 Arrests		PERCENTAGE CHANGE
			Juvenile	Adult			Juvenile	Adult	
Simple Assaults	350	300	33	168	274	245	15	135	-21.71%
ROV/Stalker	47	46	0	24	79	79	0	53	68.09%
Kidnapping	3	2	0	1	3	3	0	2	0%
Intimidation	5	4	0	1	2	2	0	0	-60.00%
Forgery/ Counterfeit	41	25	2	16	37	18	1	14	-9.76%
Fraud	154	121	2	37	124	97	3	30	-19.48%
Embezzlement	0	0	0	0	0	0	0	0	0%
Stolen Property	11	9	1	9	12	9	3	9	9.09%
Extortion	5	5	0	0	1	1	0	0	-80.00%
Vandalism	445	369	15	39	397	342	20	46	-10.79%
Weapons	51	43	6	30	57	52	3	42	11.77%
Prostitution	3	3	0	3	0	0	0	0	-100%
Sex Offenses	85	70	3	23	84	69	9	22	-1.18%
Drug Violations	254	211	19	167	219	177	30	189	-13.78%
Gambling	0	0	0	0	0	0	0	0	0%
Offenses Against Family	35	33	0	22	18	18	0	6	-48.57%
DUII	95	95	0	94	85	85	1	82	-10.53%
Liquor Laws	42	42	13	32	26	26	5	21	-38.10%
Disorderly Conduct	187	174	26	135	161	143	16	134	-13.90%

## 2016 MPD Annual Report

Trespass	137	130	11	104	127	125	19	91	-7.30%
UEMV	238	33	1	11	137	21	0	11	-42.44%
Curfew	38	38	68	0	24	22	44	0	-36.84%
Tobacco	11	11	12	0	4	4	5	0	-63.64%
Runaway	89	89	0	0	63	63	0	0	-29.21%
Animal Problems	62	62	0	3	21	21	0	2	-66.13%
All other	70	67	4	40	59	58	2	41	-15.71%
<b>PART II TOTAL</b>	<b>2458</b>	<b>1982</b>	<b>216</b>	<b>959</b>	<b>2014</b>	<b>1680</b>	<b>176</b>	<b>930</b>	<b>-18.06%</b>

PART III CRIME	2015	2015 Reported to State	2015 Arrests		2016	2016 Reported to State	2016 Arrests		PERCENTAGE CHANGE
			Juvenile	Adult			Juvenile	Adult	
Escape	4	4	0	3	6	6	0	5	50.00%
Hit and Run	161	161	0	34	178	178	3	22	10.56%
Reckless Driving	41	39	0	35	46	45	4	36	12.20%
Eluding	8	8	0	4	17	17	4	11	112.50%
DWS Misd/Fel	58	58	0	56	50	50	0	46	-13.79%
Fail to Display Operators License	7	7	2	5	3	3	0	3	-57.14%
Garbage/Litter	15	15	0	10	9	9	0	10	-40.00%
Protective Custody	99	99	7	92	157	157	13	144	58.59%
Warrant/Fugitive	630	602	50	599	638	619	35	620	1.27%
Sex Offender	19	19	0	18	15	14	0	12	-21.05%
Motor Vehicle Recovered	4	4	0	0	3	3	0	0	-25.00%
Stolen Property Recovered	0	0	0	0	0	0	0	0	0%
Non-Criminal Domestics	243	243	0	0	195	194	0	0	-19.75%
<b>PART III TOTAL</b>	<b>1289</b>	<b>1259</b>	<b>59</b>	<b>856</b>	<b>1317</b>	<b>1295</b>	<b>59</b>	<b>909</b>	<b>2.17%</b>
<b>PART I TOTAL</b>	<b>1259</b>	<b>1111</b>	<b>45</b>	<b>283</b>	<b>998</b>	<b>886</b>	<b>20</b>	<b>230</b>	<b>-20.73%</b>
<b>PART II TOTAL</b>	<b>2458</b>	<b>1982</b>	<b>216</b>	<b>959</b>	<b>2014</b>	<b>1680</b>	<b>176</b>	<b>930</b>	<b>-18.06%</b>
<b>PART III TOTAL</b>	<b>1289</b>	<b>1259</b>	<b>59</b>	<b>856</b>	<b>1317</b>	<b>1295</b>	<b>59</b>	<b>909</b>	<b>2.17%</b>
<b>GRAND TOTAL</b>	<b>5006</b>	<b>4352</b>	<b>320</b>	<b>2098</b>	<b>4329</b>	<b>3861</b>	<b>255</b>	<b>2069</b>	<b>-13.52%</b>

# 2016 MPD Annual Report

## CRIMES

### CRIMES AGAINST PERSONS

	2012	2013	2014	2015	2016
Willful Murder	1	1	1	1	0
Negligent Homicide	0	0	0	0	0
Rape	12	16	7	8	10
Other Sex Offenses	69	69	58	85	84
Kidnapping	5	4	4	3	3
Robbery	17	15	7	12	10
Aggravated Assault	41	42	33	50	34
Simple Assault	308	316	284	350	274
<b>TOTAL</b>	<b>453</b>	<b>463</b>	<b>394</b>	<b>509</b>	<b>415</b>

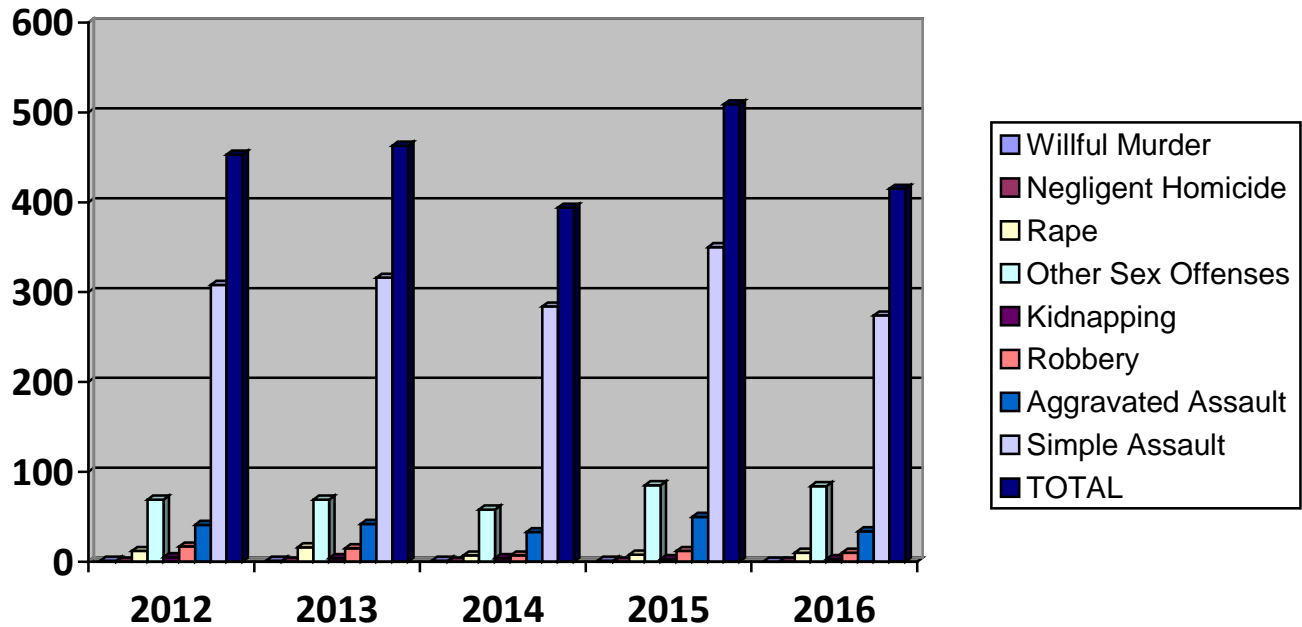
### CRIMES AGAINST PROPERTY

	2012	2013	2014	2015	2016
Burglary	178	153	139	128	88
Larceny	902	972	900	1015	803
Motor Vehicle Theft	46	38	40	37	51
Arson	10	14	5	8	2
Forgery/Counterfeiting	29	49	63	41	37
Fraud	109	147	198	154	124
Embezzlement	0	0	0	0	0
Stolen Property	18	22	8	11	12
Extortion	1	0	3	5	1
Vandalism	708	654	457	445	397
<b>TOTAL</b>	<b>2001</b>	<b>2049</b>	<b>1813</b>	<b>1844</b>	<b>1515</b>

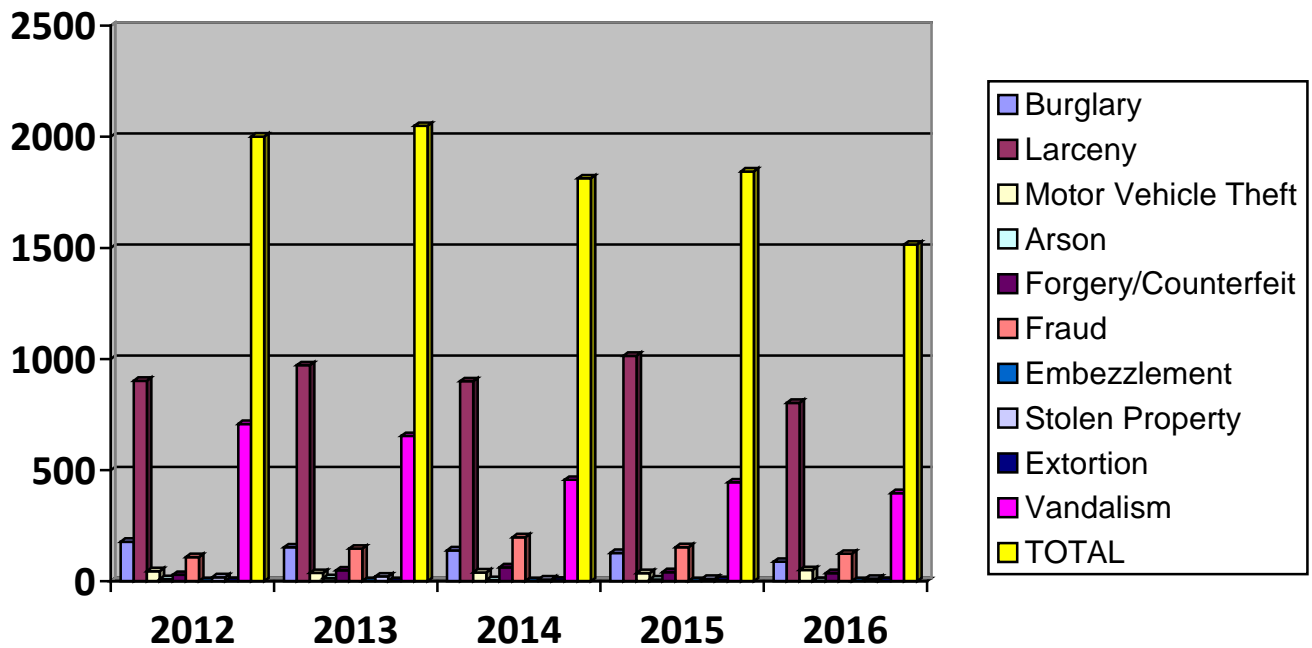
### BEHAVIORAL CRIMES

	2012	2013	2014	2015	2016
Weapon Laws	29	27	31	51	57
Prostitution	0	1	6	3	0
Drug Laws	352	428	349	254	219
Offenses Against Family	26	19	8	35	18
Driving Under the Influence	140	126	127	95	85
Liquor Laws	134	71	41	42	26
Disorderly Conduct	172	176	178	187	161
Curfew	76	44	38	38	24
Runaway Juveniles	89	76	85	89	63
<b>TOTAL</b>	<b>1018</b>	<b>968</b>	<b>863</b>	<b>794</b>	<b>653</b>

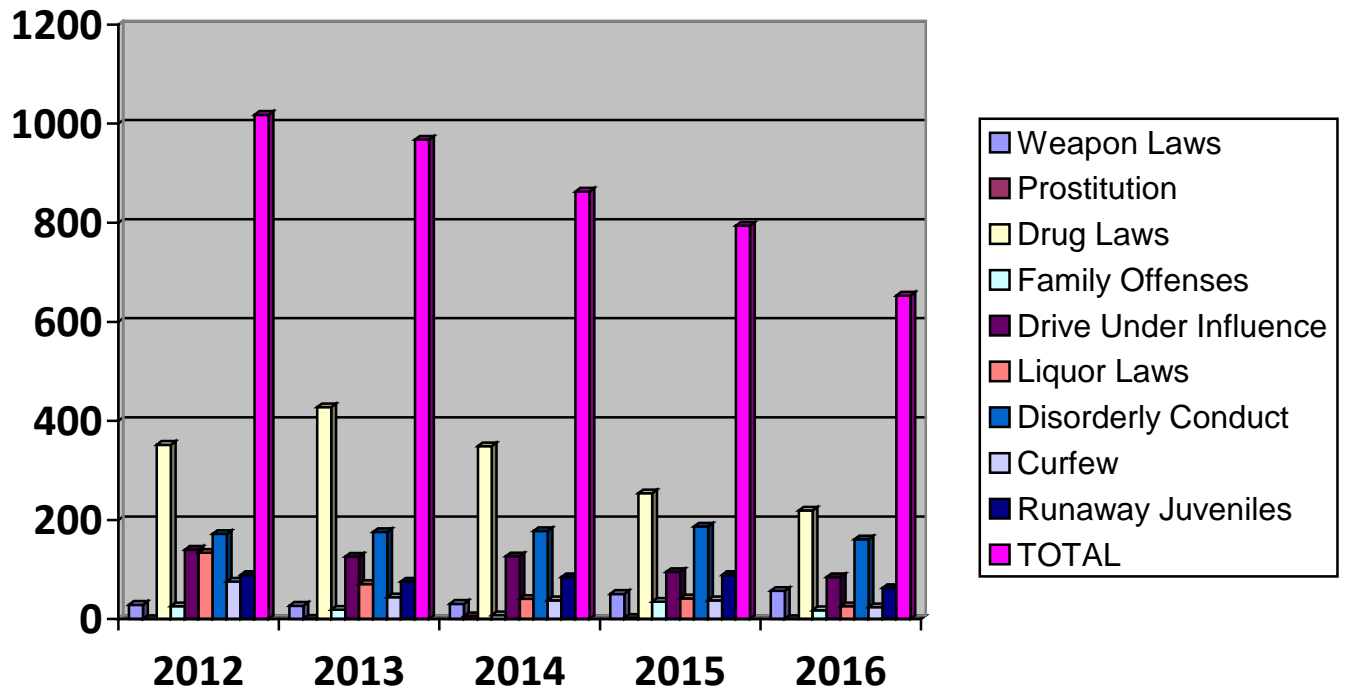
**CRIMES AGAINST PERSONS**



**CRIMES AGAINST PROPERTY**

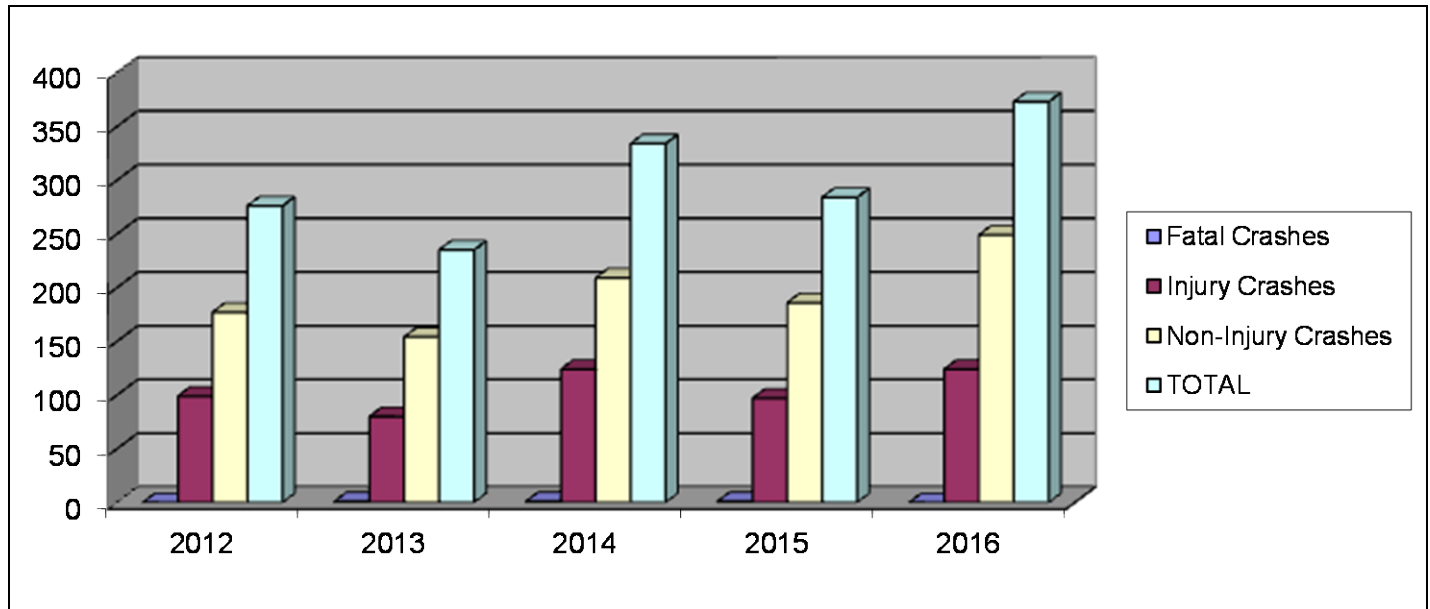


**BEHAVIORAL CRIMES**



**TRAFFIC DATA**

**Crash Data**



**Enforcement Data**

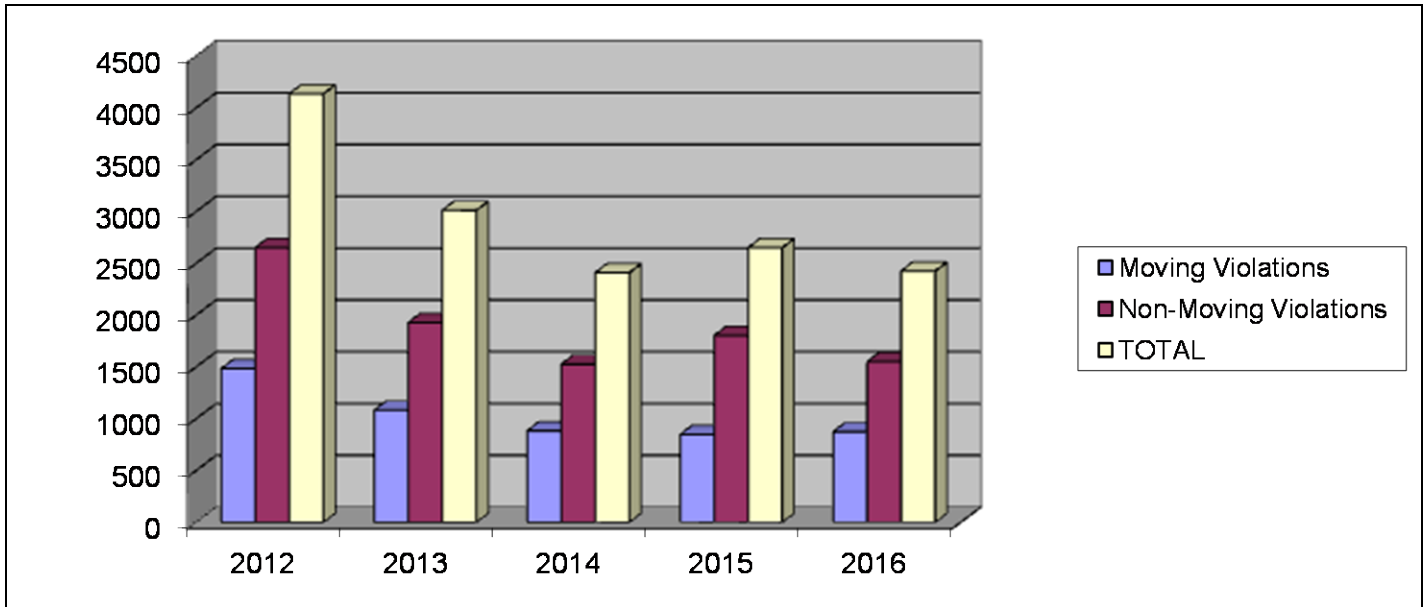
<b>CRASHES</b>	<b>2012</b>	<b>2013</b>	<b>2014</b>	<b>2015</b>	<b>2016</b>
Fatal Crashes	0	1	1	1	0
Injury Crashes	99	80	124	97	124
Non-Injury Crashes	177	154	209	186	249
<b>TOTAL</b>	<b>276</b>	<b>235</b>	<b>334</b>	<b>284</b>	<b>373</b>

<b>CITATIONS BY VIOLATIONS</b>	<b>2012</b>	<b>2013</b>	<b>2014</b>	<b>2015</b>	<b>2016</b>
Moving Violations	1484	1083	884	848	875
Non-Moving Violations	2653	1929	1526	1803	1551
<b>TOTAL</b>	<b>4137</b>	<b>3012</b>	<b>2410</b>	<b>2651</b>	<b>2426</b>

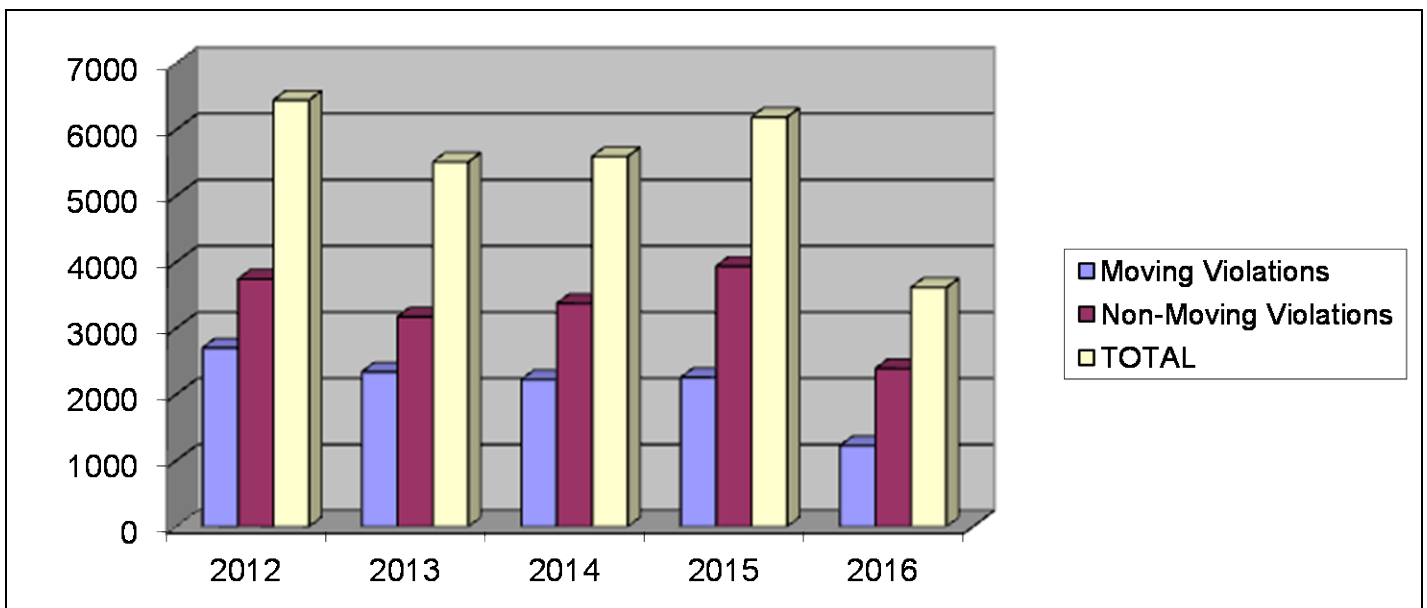
<b>WARNINGS BY VIOLATIONS</b>	<b>2012</b>	<b>2013</b>	<b>2014</b>	<b>2015</b>	<b>2016</b>
Moving Violations	2703	2339	2221	2253	1223
Non-Moving Violations	3741	3171	3372	3936	2389
<b>TOTAL</b>	<b>6444</b>	<b>5510</b>	<b>5593</b>	<b>6189</b>	<b>3612</b>

**TRAFFIC**

**Citations by Violation**



**Warnings by Violation**





# 2016 MPD Annual Report

## CALLS FOR SERVICE DATA

In previous years the information shown in this section was the actual requests for police officer service from the community. These numbers did not include officer-initiated activity (i.e. traffic stops, follow up contacts, etc). This year we chose to include all calls for service.

### Calls-For-Service

Call Type	2015	2016
Emergency 911 Hang-up/Open Line	150	129
Abandon Vehicle	472	435
Aircraft Incident	*new category 2016	2
Alarm/Audible	809	790
Alarm/Commercial	5	6
Alarm/Hold-up	27	28
Alarm/Residential	5	2
Alarm/Silent	25	37
Animal Abuse/Neglect	156	167
Animal Bite	9	21
Animal Injured	76	62
Animal Nuisance	156	177
Area Check	1089	1036
Arson	6	0
Assault Cold	101	81
Assault/Now or Just Occurred	55	65
Assault/Rape	9	8
Assist Disabled Vehicle	124	87
Assist Outside Agency	426	505
Assist Public Lockout	120	103
Attempt to Locate	12	5
Bombing/Threat	3	2
Burglary/Attempt	33	24
Burglary/Cold Report	123	102
Burglary/Just Occurred	53	61
Civil Complaint	479	563
Cover Car/Back up	25	27
Criminal Mischief/Cold Report	298	272
Criminal Mischief/Just Occurred	87	66
Curfew	42	28
Custodial Interference/Cold	78	84
Custodial Interference/Now or Just Occurred	19	16
Death Investigation	3	4
Domestic/Family	136	88
Domestic/Family Weapon	595	592
Driving Under the Influence	165	132
Driving While Suspended	72	59
Drug Violation	299	288
Dumping/Illegal	30	20
Escapee/Walk away	2	1
Extra Patrol	103	84
Field Investigation Contact	1167	1110
Fight	90	82
Follow Up	3847	3986

# 2016 MPD Annual Report

Call Type	2015	2016
Found Child	20	26
Fraud	368	345
Harassment	621	677
Hit and Run	248	281
Illegal Burn	8	2
Impound Vehicle	1	0
Information Complaint	722	838
Intoxicated Person	123	87
Juvenile Abuse/Neglect	368	157
Kidnap	0	1
Medical/Fire Assist	338	274
Menacing	17	27
Mental/Violent	44	30
Mental/Non-violent	102	143
Minor In Possession	39	34
Miscellaneous	37	31
Miscellaneous Arrest	377	428
Miscellaneous Disturbance	463	523
Missing Person	69	91
Missing Person Found	7	4
Noise Complaint	501	509
Open Container	9	6
Ordinance City/Co	144	170
Overdose/Poisoning	29	43
Parking Complaint	167	197
Phone Message	1279	1314
Premise/Unsecure	74	71
Police Officer Detail	156	188
Property Lost/Found	450	405
Prowler	63	66
Public Health/Safety	18	23
Pursuit	*new category 2016	5
Reckless Driver	340	332
Recovered Stolen	32	22
Restraining Order Now/Just Occurred	24	44
Restraining Order Violation/Cold	60	118
Robbery	9	10
Runaway	119	91
Search Warrant	18	21
Sex Crime/Now	0	2
Sex Crime/Misc	117	116
Shooting/Stabbing	12	5
Standby	1	3
Stolen Vehicles	83	83
Street Racing	1	8
Structure Fire Commercial	*new category 2016	19
Structure Fire Residential	*new category 2016	29
Suicide	127	157
Suicide/Attempt	54	40
Suspicious Person/Vehicle	1640	1747
Theft Attempt	38	19
Theft/Cold	815	726
Theft/Now or Just Occurred	197	160

## 2016 MPD Annual Report

Call Type	2015	2016
Traffic Collision/Injury	181	246
Traffic Collision/Non Injury	250	302
Traffic Complaint/Miscellaneous	80	76
Traffic Hazard	293	309
Traffic Stop	6396	4144
Transport	52	62
Trespass/Cold	104	111
Trespass/Now	229	276
Unknown Problem	29	45
Unwanted	124	97
Vehicle Fire	*new category 2016	9
Warrant Service	583	481
Weapons Complaint	109	121
Welfare Check	487	595
<b>Total</b>	<b>31,047</b>	<b>29,059</b>
<b>Change</b>		<b>-6.40%</b>