

## Section VI **STATISTICS**

### **Crime Data**

Crime rates are calculated on the number of crimes divided by the population of a given geographical area. Uniform Crime Reporting (UCR) is divided into three offense categories: **Crimes against Persons, Crimes against Property** and **Behavioral Crimes**.

#### Crimes Against Persons

Criminal offenses where the victim is present and the act is violent, threatening or has the potential of being physically harmed.

Murder	Kidnapping	Negligent Homicide
Robbery	Rape	Aggravated Assault
Other Sex Crimes	Simple Assault	

#### Crimes Against Property

Criminal offenses that involve taking something of value by theft, deception or the destruction of property.

Burglary	Fraud	Larceny
Embezzlement	Motor Vehicle Theft	Vandalism
Arson	Forgery/Counterfeit	
Sale/Purchase Possession of Stolen Property		

#### Behavioral Crimes

Crimes that represent society's prohibitions on engaging in certain types of activity such as criminal offenses that violates laws relating to personal conduct, responsibility and public order. Although not necessarily violent or property offenses in themselves, they may often contribute to other criminal acts.

Weapons Restriction Laws	Liquor Laws	Prostitution
Disorderly Conduct	Narcotics Laws	Curfew
Offenses against Family	Runaway Juveniles	DUII

## 2017 MPD Annual Report

PART I CRIMES	2016	2016 Reported to State	2016 Arrests		2017	2017 Reported to State	2017 Arrests		PERCENTAGE CHANGE
			Juvenile	Adult			Juvenile	Adult	
Murder	0	0	0	0	2	2	1	1	100.00%
Attempt Murder	2	2	0	2	3	3	1	1	50.00%
Rape	10	9	0	1	9	9	0	2	-10.00%
Robbery	10	10	0	4	6	6	0	2	-40.00%
Aggravated Assault	32	25	2	21	31	28	2	20	-3.13%
Burglary	88	83	3	10	92	90	4	21	4.55%
Larceny	803	707	9	183	918	793	26	207	14.32%
Auto Theft	51	48	6	9	61	58	3	6	19.61%
Arson	2	2	0	0	8	8	0	0	100.00%
<b>PART I TOTAL</b>	<b>998</b>	<b>886</b>	<b>20</b>	<b>230</b>	<b>1130</b>	<b>997</b>	<b>37</b>	<b>260</b>	<b>13.23%</b>

PART II CRIMES	2016	2016 Reported to State	2016 Arrests		2017	2017 Reported to State	2017 Arrests		PERCENTAGE CHANGE
			Juvenile	Adult			Juvenile	Adult	
Simple Assaults	274	245	15	135	291	252	27	97	6.20%
ROV/Stalker	79	79	0	53	43	42	0	24	-45.57%
Kidnapping	3	3	0	2	3	3	0	0	0.00%
Intimidation	2	2	0	0	17	15	0	7	100.00%
Forgery/ Counterfeit	37	18	1	14	55	45	0	22	48.65%
Fraud	124	97	3	30	171	159	1	35	37.90%
Embezzlement	0	0	0	0	4	4	0	1	100.00%
Stolen Property	12	9	3	9	18	16	2	6	50.00%
Extortion	1	1	0	0	1	1	0	1	0.00%
Vandalism	397	342	20	46	373	325	21	51	-6.05%
Weapons	57	52	3	42	58	54	10	27	1.75%
Prostitution	0	0	0	0	0	0	0	0	0.00%
Sex Offenses	84	69	9	22	64	42	5	36	-23.81%
Drug Violations	219	177	30	189	216	186	24	170	-1.37%
Gambling	0	0	0	0	0	0	0	0	0.00%
Offenses Against Family	18	18	0	6	10	10	0	5	-44.44%
DUII	85	85	1	82	82	82	0	82	-3.53%
Liquor Laws	26	26	5	21	26	26	10	19	0.00%
Disorderly Conduct	161	143	16	134	152	136	14	108	-5.59%

## 2017 MPD Annual Report

Trespass	127	125	19	91	136	133	10	108	7.09%
UEMV	137	21	0	11	199	26	0	14	45.26%
Curfew	24	22	44	0	17	17	28	0	-29.17%
Tobacco	4	4	5	0	6	6	5	0	50.00%
Runaway	63	63	0	0	68	68	0	0	7.94%
Animal Offenses	21	21	0	2	9	8	1	5	-57.14%
All other	59	58	2	41	56	54	4	28	-5.09%
<b>PART II TOTAL</b>	<b>2014</b>	<b>1680</b>	<b>176</b>	<b>930</b>	<b>2075</b>	<b>1710</b>	<b>162</b>	<b>846</b>	<b>3.03%</b>

PART III CRIME	2016	2016 Reported to State	2016 Arrests		2017	2017 Reported to State	2017 Arrests		PERCENTAGE CHANGE
			Juvenile	Adult			Juvenile	Adult	
Escape	6	6	0	5	6	6	1	4	0.00%
Hit and Run	178	178	3	22	191	191	4	23	7.30%
Reckless Driving	46	45	4	36	51	48	2	36	10.87%
Eluding	17	17	4	11	28	22	2	15	64.71%
DWS Misd/Fel	50	50	0	46	46	46	0	47	-8.00%
Fail to Display Operators License	3	3	0	3	6	6	1	4	100.00%
Garbage/Litter	9	9	0	10	16	16	1	12	77.78%
Protective Custody	157	157	13	144	146	146	9	137	-7.01%
Warrant/Fugitive	638	619	35	620	678	659	42	648	6.27%
Sex Offender	15	14	0	12	12	12	1	9	-20.00%
Motor Vehicle Recovered	3	3	0	0	11	11	0	0	100.00%
Stolen Property Recovered	0	0	0	0	1	1	0	0	100.00%
Non-Criminal Domestics	195	194	0	0	98	98	0	0	-49.74%
<b>PART III TOTAL</b>	<b>1317</b>	<b>1295</b>	<b>59</b>	<b>909</b>	<b>1290</b>	<b>1262</b>	<b>63</b>	<b>935</b>	<b>-2.05%</b>
<b>PART I TOTAL</b>	<b>998</b>	<b>886</b>	<b>20</b>	<b>230</b>	<b>1130</b>	<b>997</b>	<b>37</b>	<b>260</b>	<b>13.23%</b>
<b>PART II TOTAL</b>	<b>2014</b>	<b>1680</b>	<b>176</b>	<b>930</b>	<b>2075</b>	<b>1710</b>	<b>162</b>	<b>846</b>	<b>3.03%</b>
<b>PART III TOTAL</b>	<b>1317</b>	<b>1295</b>	<b>59</b>	<b>909</b>	<b>1290</b>	<b>1262</b>	<b>63</b>	<b>935</b>	<b>-2.05%</b>
<b>GRAND TOTAL</b>	<b>4329</b>	<b>3861</b>	<b>255</b>	<b>2069</b>	<b>4495</b>	<b>3969</b>	<b>262</b>	<b>2041</b>	<b>3.84%</b>

# 2017 MPD Annual Report

## CRIMES

### CRIMES AGAINST PERSONS

	2013	2014	2015	2016	2017
Willful Murder	1	1	1	0	1
Negligent Homicide	0	0	0	0	1
Rape	16	7	8	10	9
Other Sex Offenses	69	58	85	84	64
Kidnapping	4	4	3	3	3
Robbery	15	7	12	10	6
Aggravated Assault	42	33	50	34	31
Simple Assault	316	284	350	274	291
<b>TOTAL</b>	<b>463</b>	<b>394</b>	<b>509</b>	<b>415</b>	<b>406</b>

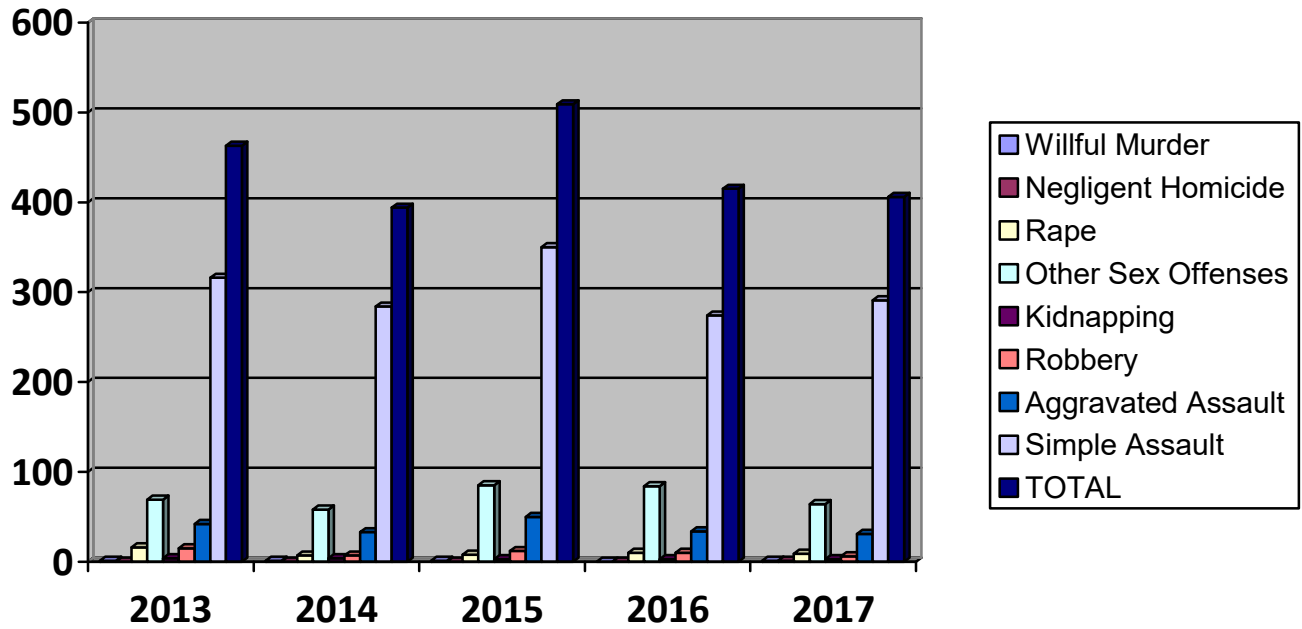
### CRIMES AGAINST PROPERTY

	2013	2014	2015	2016	2017
Burglary	153	139	128	88	92
Larceny	972	900	1015	803	918
Motor Vehicle Theft	38	40	37	51	61
Arson	14	5	8	2	8
Forgery/Counterfeiting	49	63	41	37	55
Fraud	147	198	154	124	171
Embezzlement	0	0	0	0	4
Stolen Property	22	8	11	12	18
Extortion	0	3	5	1	1
Vandalism	654	457	445	397	373
<b>TOTAL</b>	<b>2049</b>	<b>1813</b>	<b>1844</b>	<b>1515</b>	<b>1701</b>

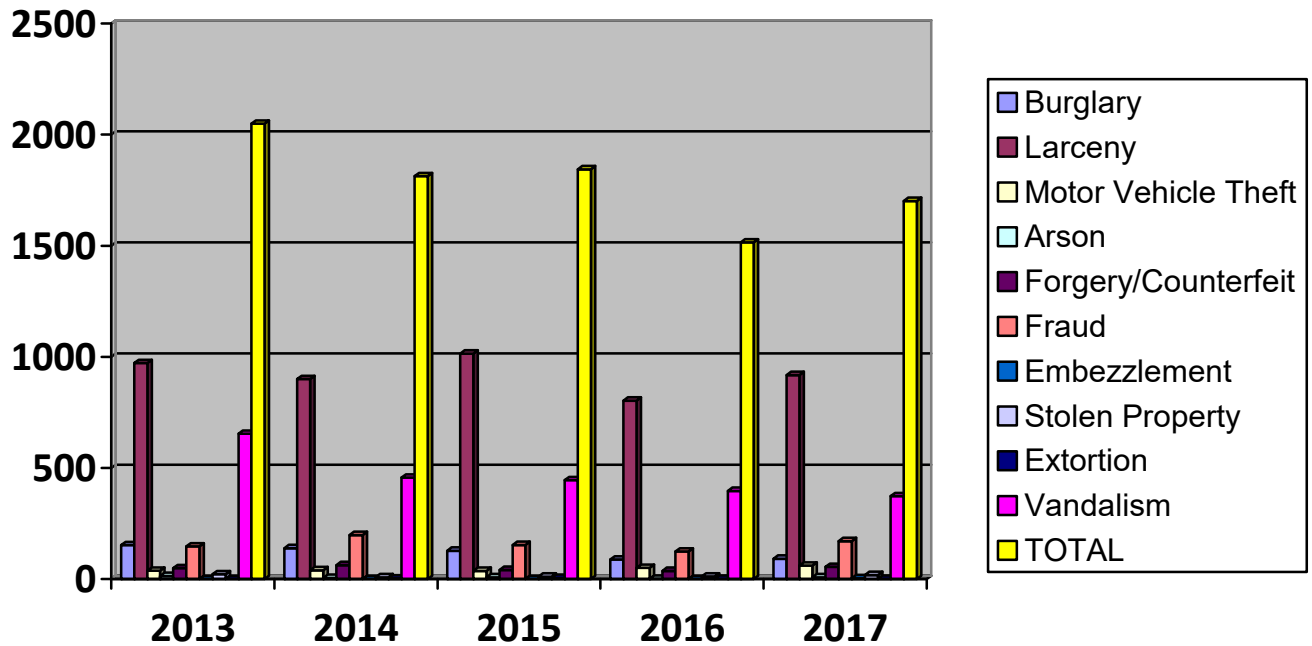
### BEHAVIORAL CRIMES

	2013	2014	2015	2016	2017
Weapon Laws	27	31	51	57	58
Prostitution	1	6	3	0	0
Drug Laws	428	349	254	219	216
Offenses Against Family	19	8	35	18	10
Driving Under the Influence	126	127	95	85	82
Liquor Laws	71	41	42	26	26
Disorderly Conduct	176	178	187	161	152
Curfew	44	38	38	24	17
Runaway Juveniles	76	85	89	63	68
<b>TOTAL</b>	<b>968</b>	<b>863</b>	<b>794</b>	<b>653</b>	<b>629</b>

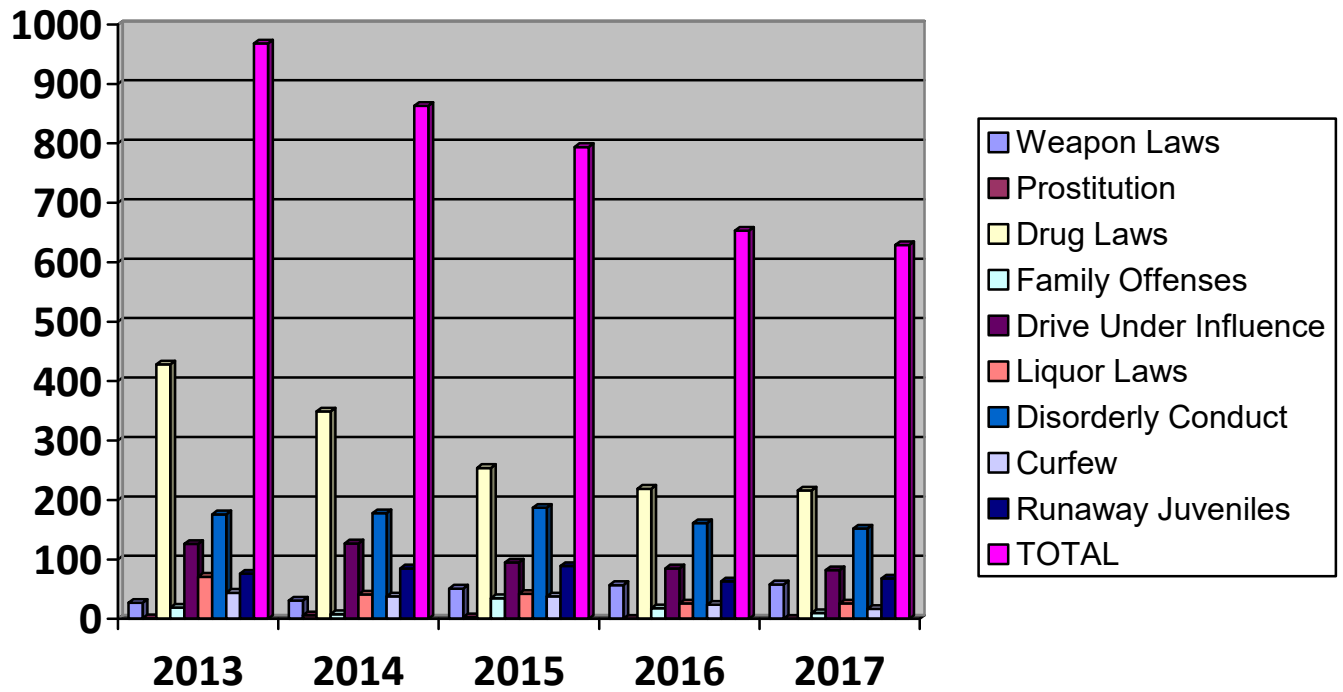
**CRIMES AGAINST PERSONS**



**CRIMES AGAINST PROPERTY**

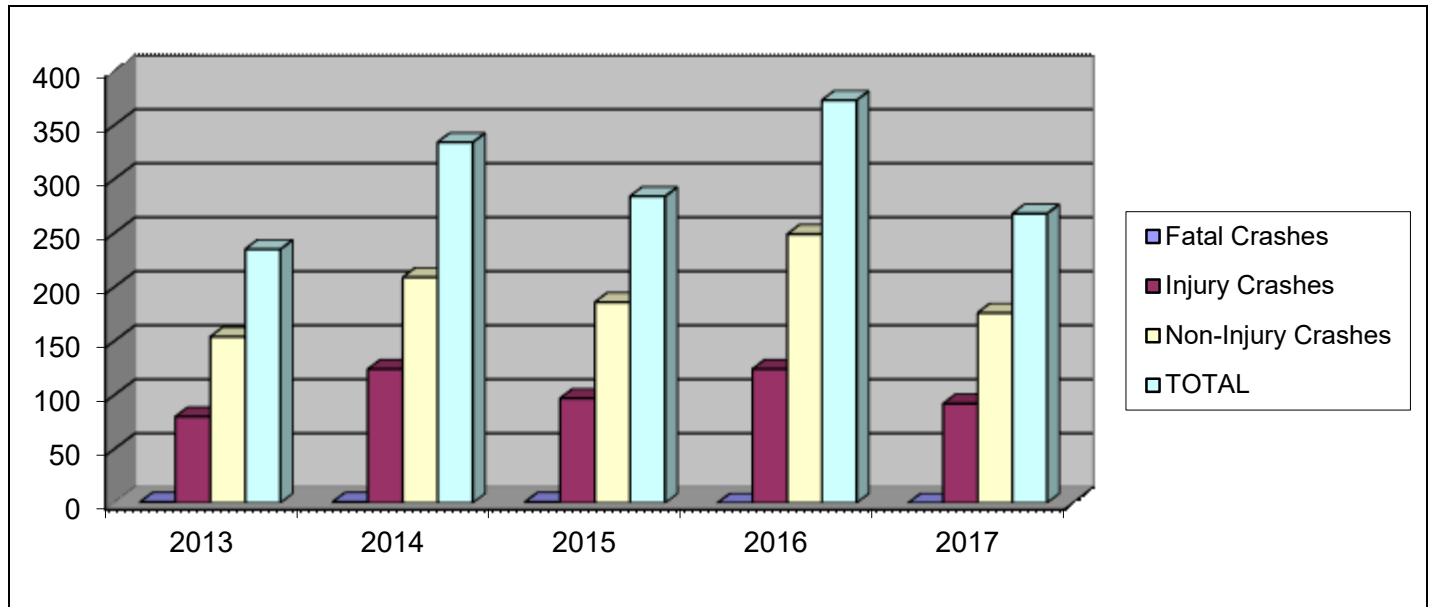


**BEHAVIORAL CRIMES**



**TRAFFIC DATA**

**Crash Data**



**Enforcement Data**

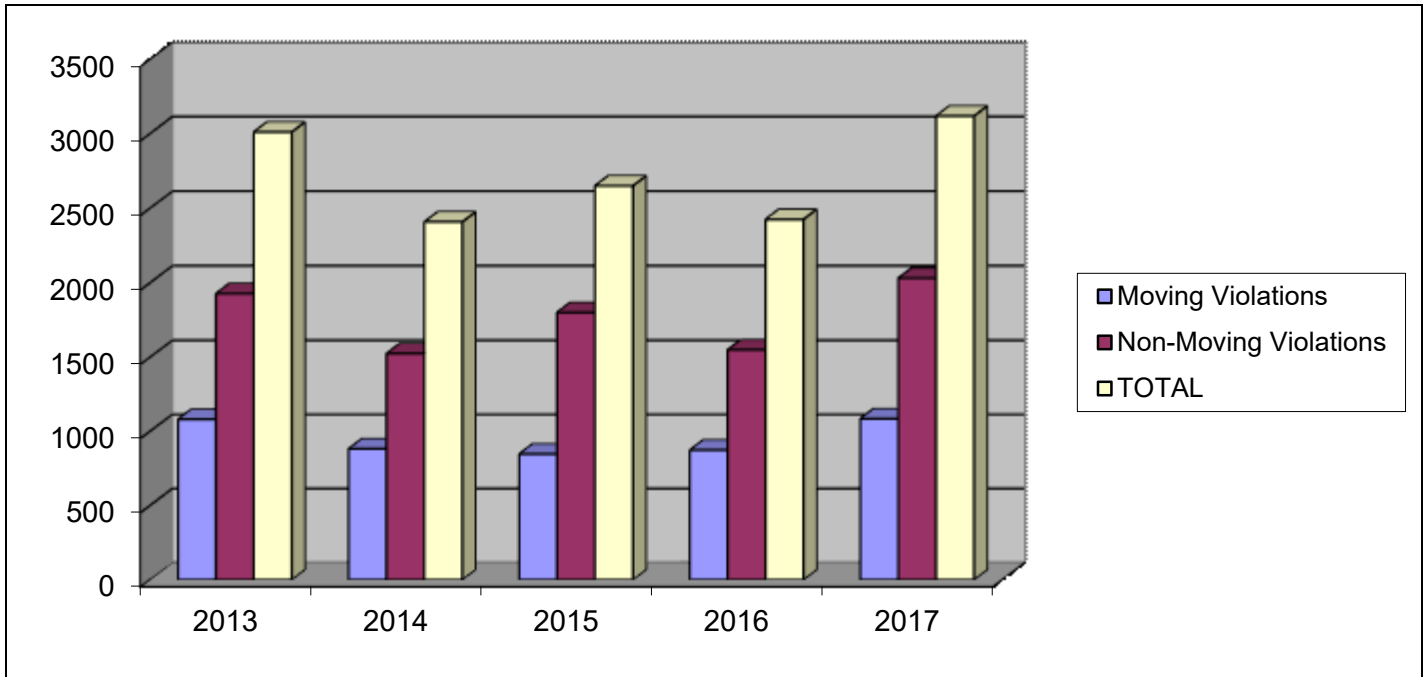
<b>CRASHES</b>	<b>2013</b>	<b>2014</b>	<b>2015</b>	<b>2016</b>	<b>2017</b>
Fatal Crashes	1	1	1	0	0
Injury Crashes	80	124	97	124	92
Non-Injury Crashes	154	209	186	249	176
<b>TOTAL</b>	<b>235</b>	<b>334</b>	<b>284</b>	<b>373</b>	<b>268</b>

<b>CITATIONS BY VIOLATIONS</b>	<b>2013</b>	<b>2014</b>	<b>2015</b>	<b>2016</b>	<b>2017</b>
Moving Violations	1083	884	848	875	1086
Non-Moving Violations	1929	1526	1803	1551	2033
<b>TOTAL</b>	<b>3012</b>	<b>2410</b>	<b>2651</b>	<b>2426</b>	<b>3119</b>

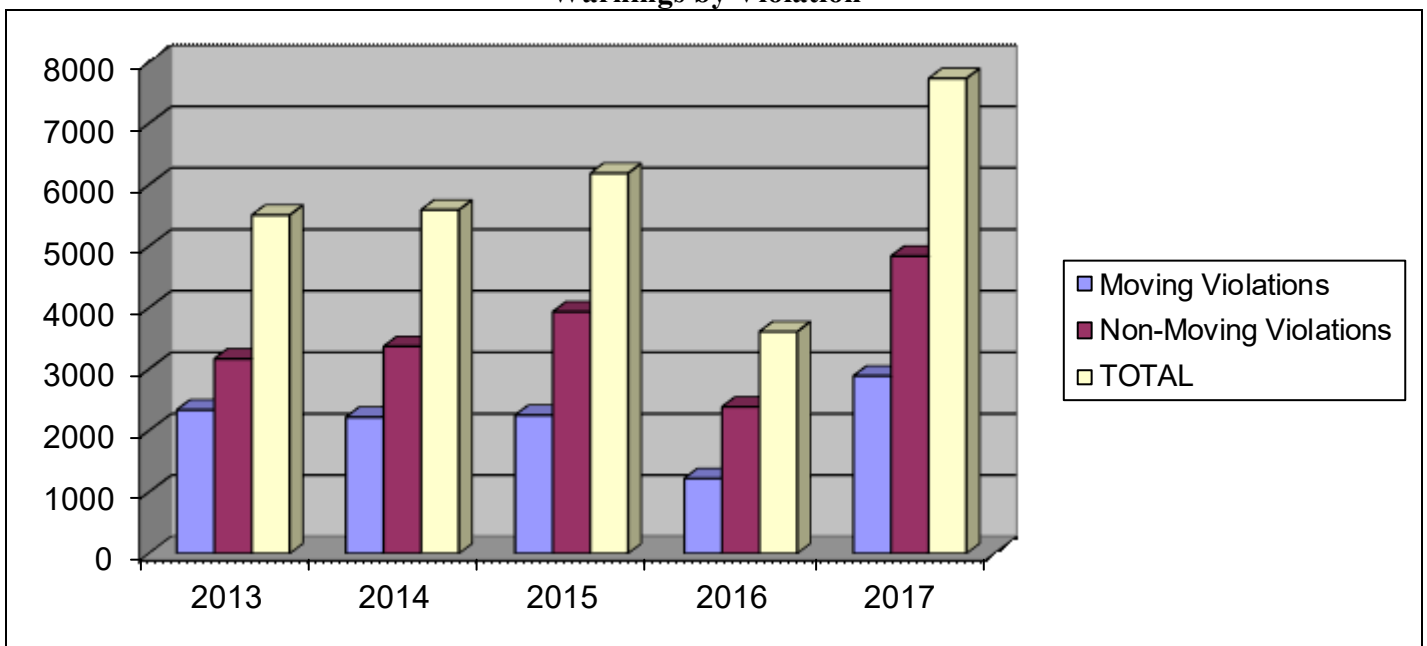
<b>WARNINGS BY VIOLATIONS</b>	<b>2013</b>	<b>2014</b>	<b>2015</b>	<b>2016</b>	<b>2017</b>
Moving Violations	2339	2221	2253	1223	2891
Non-Moving Violations	3171	3372	3936	2389	4842
<b>TOTAL</b>	<b>5510</b>	<b>5593</b>	<b>6189</b>	<b>3612</b>	<b>7733</b>

**TRAFFIC**

**Citations by Violation**



**Warnings by Violation**





# 2017 MPD Annual Report

## CALLS FOR SERVICE DATA

In previous years the information shown in this section was the actual requests for police officer service from the community. These numbers did not include officer-initiated activity (i.e. traffic stops, follow up contacts, etc). This year we chose to include all calls for service.

### Calls-For-Service

Call Type	2016	2017
Emergency 911 Hang-up/Open Line	129	136
Abandon Vehicle	435	358
Aircraft Incident	2	0
Alarm/Audible	790	793
Alarm/Commercial	6	11
Alarm/Hold-up	28	41
Alarm/Residential	2	4
Alarm/Silent	37	45
Animal Abuse/Neglect	167	169
Animal Bite	21	15
Animal Injured	62	42
Animal Nuisance	177	160
Area Check	1036	1068
Arson	0	8
Assault Cold	81	109
Assault/Now or Just Occurred	65	86
Assault/Rape	8	12
Assist Disabled Vehicle	87	97
Assist Outside Agency	505	499
Assist Public Lockout	103	82
Attempt to Locate	5	15
Bombing/Threat	2	1
Burglary/Attempt	24	26
Burglary/Cold Report	102	103
Burglary/Just Occurred	61	77
Civil Complaint	563	872
Cover Car/Back up	27	33
Criminal Mischief/Cold Report	272	250
Criminal Mischief/Just Occurred	66	68
Curfew	28	22
Custodial Interference/Cold	84	66
Custodial Interference/Now or Just Occurred	16	17
Death Investigation	4	5
DHS Cross Report Information	*new category 2017	11
Domestic/Family	88	106
Domestic/Family Weapon	592	641
Driving Under the Influence	132	112
Driving While Suspended	59	65
Drug Violation	288	385
Dumping/Illegal	20	38
Elder Neglect	*new category 2017	15
Escapee/Walk away	1	2
Extra Patrol	84	115
Field Investigation Contact	1110	906

# 2017 MPD Annual Report

Call Type	2016	2017
Fight	82	103
Follow Up	3986	3777
Found Child	26	24
Fraud	345	264
Harassment	677	731
Hit and Run	281	287
Illegal Burn	2	10
Impound Vehicle	0	1
Information Complaint	838	791
Intoxicated Person	87	123
Juvenile Abuse/Neglect	157	178
Kidnap	1	5
Medical/Fire Assist	274	363
Menacing	27	46
Mental/Violent	30	31
Mental/Non-violent	143	197
Minor In Possession	34	36
Miscellaneous	31	17
Miscellaneous Arrest	428	361
Miscellaneous Disturbance	523	638
Missing Person	91	95
Missing Person Found	4	10
Noise Complaint	509	472
Open Container	6	7
Ordinance City/Co	170	319
Overdose/Poisoning	43	32
Parking Complaint	197	299
Phone Message	1314	1190
Premise/Unsecure	71	80
Police Officer Detail	188	213
Property Lost/Found	405	448
Prowler	66	50
Public Health/Safety	23	20
Pursuit	5	29
Reckless Driver	332	311
Recovered Stolen	22	33
Restraining Order Now/Just Occurred	44	34
Restraining Order Violation/Cold	118	73
Robbery	10	11
Runaway	91	117
Search Warrant	21	20
Sex Crime/Now	2	10
Sex Crime/Misc	116	130
Shooting/Stabbing	5	5
Standby	3	2
Stolen Vehicles	83	121
Street Racing	8	10
Structure Fire Commercial	19	20
Structure Fire Residential	29	37
Suicide	157	191
Suicide/Attempt	40	60
Suspicious Person/Vehicle	1747	2100
Theft Attempt	19	33

## 2017 MPD Annual Report

Call Type	2016	2017
Theft/Cold	726	812
Theft/Now or Just Occurred	160	195
Traffic Collision/Injury	246	192
Traffic Collision/Non Injury	302	255
Traffic Complaint/Miscellaneous	76	69
Traffic Hazard	309	356
Traffic Stop	4144	7008
Transport	62	43
Trespass/Cold	111	155
Trespass/Now	276	413
Unknown Problem	45	47
Unwanted	97	129
Vehicle Fire	9	9
Warrant Service	481	480
Weapons Complaint	121	141
Welfare Check	595	787
<b>Total</b>	<b>29,059</b>	<b>33,342</b>
<b>Change</b>		<b>14.74%</b>