

Section VI
STATISTICS

Crime Data

Crime rates are calculated on the number of crimes divided by the population of a given geographical area. Uniform Crime Reporting (UCR) is divided into three offense categories: **Crimes against Persons, Crimes against Property** and **Behavioral Crimes**.

Crimes Against Persons

Criminal offenses where the victim is present and the act is violent, threatening or has the potential of being physically harmed.

Murder	Kidnapping	Negligent Homicide
Robbery	Rape	Aggravated Assault
Other Sex Crimes	Simple Assault	

Crimes Against Property

Criminal offenses that involve taking something of value by theft, deception or the destruction of property.

Burglary	Fraud	Larceny
Embezzlement	Motor Vehicle Theft	Vandalism
Arson	Forgery/Counterfeit	
Sale/Purchase Possession of Stolen Property		

Behavioral Crimes

Crimes that represent society's prohibitions on engaging in certain types of activity such as criminal offenses that violates laws relating to personal conduct, responsibility and public order. Although not necessarily violent or property offenses in themselves, they may often contribute to other criminal acts.

Weapons Restriction Laws	Liquor Laws	Prostitution
Disorderly Conduct	Narcotics Laws	Curfew
Offenses against Family	Runaway Juveniles	DUII

2020 MPD Annual Report

PART I CRIMES	2019	2019 Reported to State	2019 Arrests		2020	2020 Reported to State	2020 Arrests		PERCENTAGE CHANGE
			Juvenile	Adult			Juvenile	Adult	
Murder	1	1	0	1	0	0	0	0	-100.00%
Attempt Murder	1	1	0	2	0	0	0	0	-100.00%
Rape	15	15	0	1	17	16	1	1	13.33%
Robbery	7	7	0	4	4	4	0	2	-42.86%
Aggravated Assault	44	35	4	28	67	56	5	42	52.27%
Burglary	88	86	1	14	101	98	0	29	14.77%
Larceny	773	659	10	259	752	655	14	225	-2.72%
Auto Theft	47	40	2	10	69	62	1	17	46.81%
Arson	7	6	0	0	10	9	0	3	42.86%
PART I TOTAL	983	850	17	319	1020	900	21	319	3.76%

PART II CRIMES	2019	2019 Reported to State	2019 Arrests		2020	2020 Reported to State	2020 Arrests		PERCENTAGE CHANGE
			Juvenile	Adult			Juvenile	Adult	
Simple Assaults	228	189	29	114	272	210	13	145	19.30%
ROV/Stalker	81	81	0	53	76	76	0	44	-6.17%
Kidnapping	2	2	0	2	5	5	0	3	150.00%
Reckless Endangering	15	11	0	16	16	15	1	14	6.67%
Intimidation	19	13	1	13	22	15	0	15	15.79%
Forgery/ Counterfeit	61	51	0	18	110	73	0	41	80.33%
Fraud	246	198	0	126	257	197	0	81	4.47%
Embezzlement	2	2	0	0	2	2	0	2	0.00%
Stolen Property	29	20	0	35	9	7	0	9	-68.97%
Extortion	1	1	0	1	2	1	0	1	100.00%
Vandalism	356	295	11	67	467	380	12	122	31.18%
Weapons	81	72	0	55	76	70	2	60	-6.17%
Prostitution	0	0	0	0	1	1	0	0	100.00%
Sex Offenses	64	52	0	29	117	90	7	25	82.81%
Drug Violations	311	235	17	292	346	255	2	309	11.25%
Gambling	0	0	0	0	0	0	0	0	0.00%
Offenses Against Family	15	14	0	7	7	7	0	5	-53.33%
DUII	95	95	3	91	71	71	0	68	-25.26%
Liquor Laws	60	57	15	47	20	20	4	11	-66.67%

2020 MPD Annual Report

Disorderly Conduct	117	110	8	99	93	88	5	82	-20.51%
Trespass	179	170	8	143	245	229	14	204	36.87%
UEMV	145	23	0	8	153	16	0	20	5.52%
Curfew	10	10	13	0	5	4	0	0	-50.00%
Tobacco	3	3	4	0	2	2	0	0	-33.33%
Runaway	51	51	0	0	31	31	0	0	-39.22%
Animal Offenses	3	1	0	2	8	6	0	4	166.67%
All other	178	174	8	149	182	177	0	178	2.25%
PART II TOTAL	2352	1930	117	1367	2595	2048	60	1443	10.33%

PART III CRIME	2019	2019 Reported to State	2019 Arrests		2020	2020 Reported to State	2020 Arrests		PERCENTAGE CHANGE
			Juvenile	Adult			Juvenile	Adult	
Escape	6	6	0	6	7	6	0	6	16.67%
Hit and Run	150	150	1	21	138	138	0	31	-8.00%
Reckless Driving	60	58	3	48	57	56	1	52	-5.00%
Eluding	26	22	1	19	10	9	0	6	-61.54%
DWS Misd/Fel	45	45	0	44	78	78	0	76	73.33%
Fail to Display Operators License	6	6	0	6	2	2	0	2	-66.67%
Garbage/Litter	19	19	0	18	16	16	3	12	-15.79%
Protective Custody	123	123	13	110	154	154	0	25	25.20%
Warrant/Fugitive	646	614	30	629	447	425	4	443	-30.81%
Sex Offender	17	17	0	17	10	10	0	10	-41.18%
Motor Vehicle Recovered	7	7	0	0	11	9	0	0	57.14%
Stolen Property Recovered	2	2	0	0	9	9	0	0	350.00%
Non-Criminal Domestics	17	17	0	0	3	3	0	0	-82.35%
PART III TOTAL	1124	1086	48	918	942	915	8	663	-16.19%

PART I TOTAL	983	850	17	319	1020	900	21	319	3.76%
PART II TOTAL	2352	1930	117	1367	2595	2048	60	1443	10.33%
PART III TOTAL	1124	1086	48	918	942	915	8	663	-16.19%

GRAND TOTAL	4459	3866	182	2604	4557	3863	89	2425	2.20%
--------------------	-------------	-------------	------------	-------------	-------------	-------------	-----------	-------------	--------------

2020 MPD Annual Report

CRIMES

CRIMES AGAINST PERSONS

	2016	2017	2018	2019	2020
Willful Murder	0	1	0	1	0
Negligent Homicide	0	1	0	0	0
Rape	10	9	14	15	17
Other Sex Offenses	84	64	121	64	117
Kidnapping	3	3	2	2	5
Robbery	10	6	12	7	4
Aggravated Assault	34	31	60	44	67
Simple Assault	274	291	291	228	272
TOTAL	415	406	500	361	482

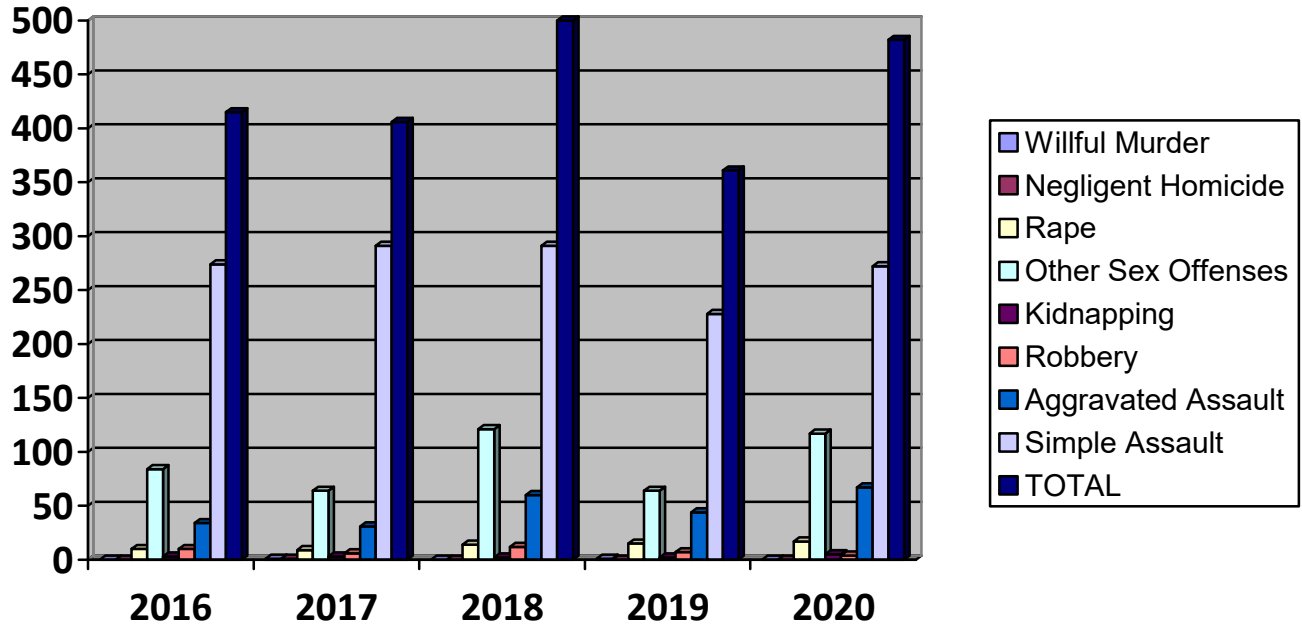
CRIMES AGAINST PROPERTY

	2016	2017	2018	2019	2020
Burglary	88	92	102	88	101
Larceny	803	918	1074	773	752
Motor Vehicle Theft	51	61	52	47	69
Arson	2	8	6	7	10
Forgery/Counterfeiting	37	55	67	61	110
Fraud	124	171	223	246	257
Embezzlement	0	4	6	2	2
Stolen Property	12	18	15	29	9
Extortion	1	1	2	1	2
Vandalism	397	373	384	356	467
TOTAL	1515	1701	1931	1610	1779

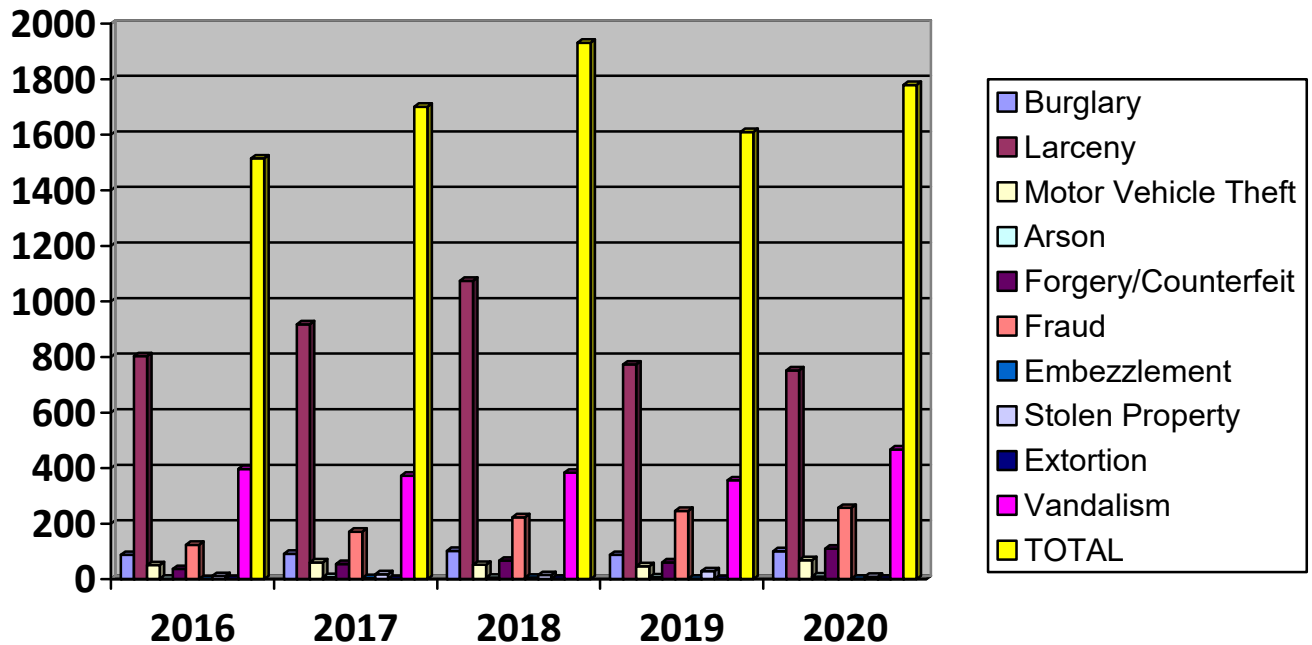
BEHAVIORAL CRIMES

	2016	2017	2018	2019	2020
Weapon Laws	57	58	43	81	76
Prostitution	0	0	2	0	1
Drug Laws	219	216	247	311	346
Offenses Against Family	18	10	14	15	7
Driving Under the Influence	85	82	112	95	71
Liquor Laws	26	26	53	60	20
Disorderly Conduct	161	152	136	117	93
Curfew	24	17	12	10	5
Runaway Juveniles	63	68	64	51	31
TOTAL	653	629	683	740	650

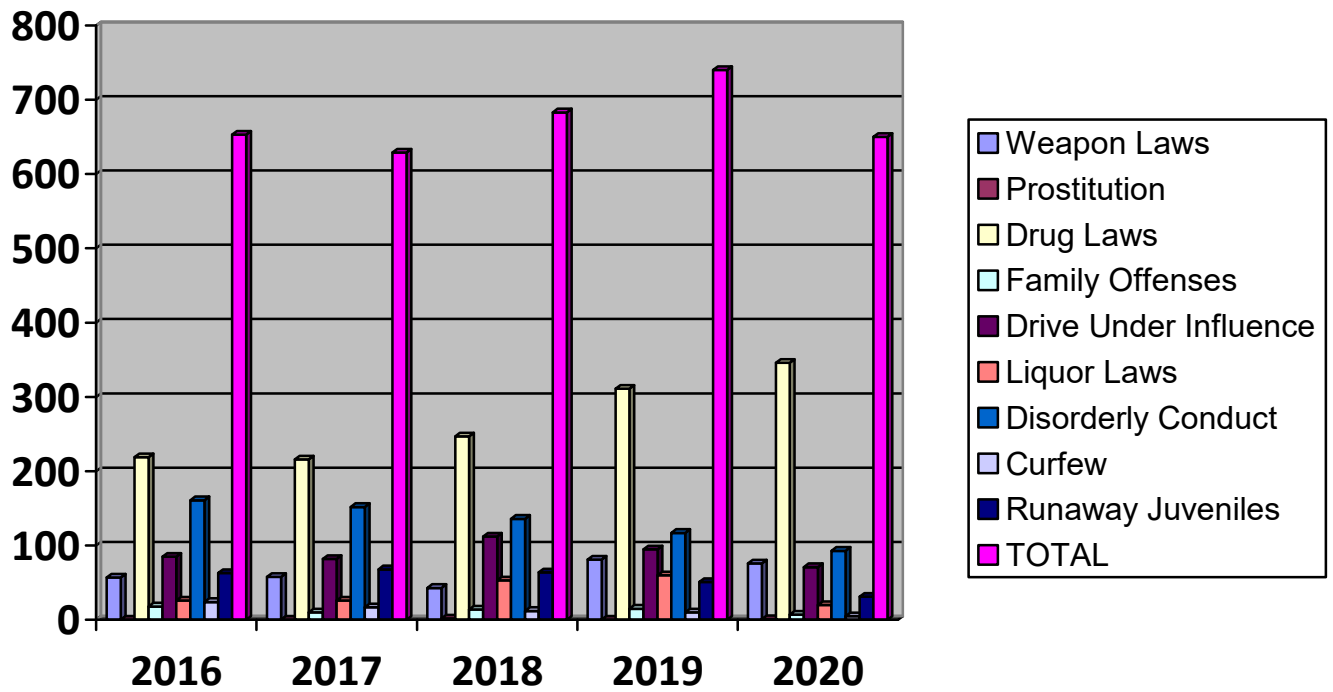
CRIMES AGAINST PERSONS



CRIMES AGAINST PROPERTY

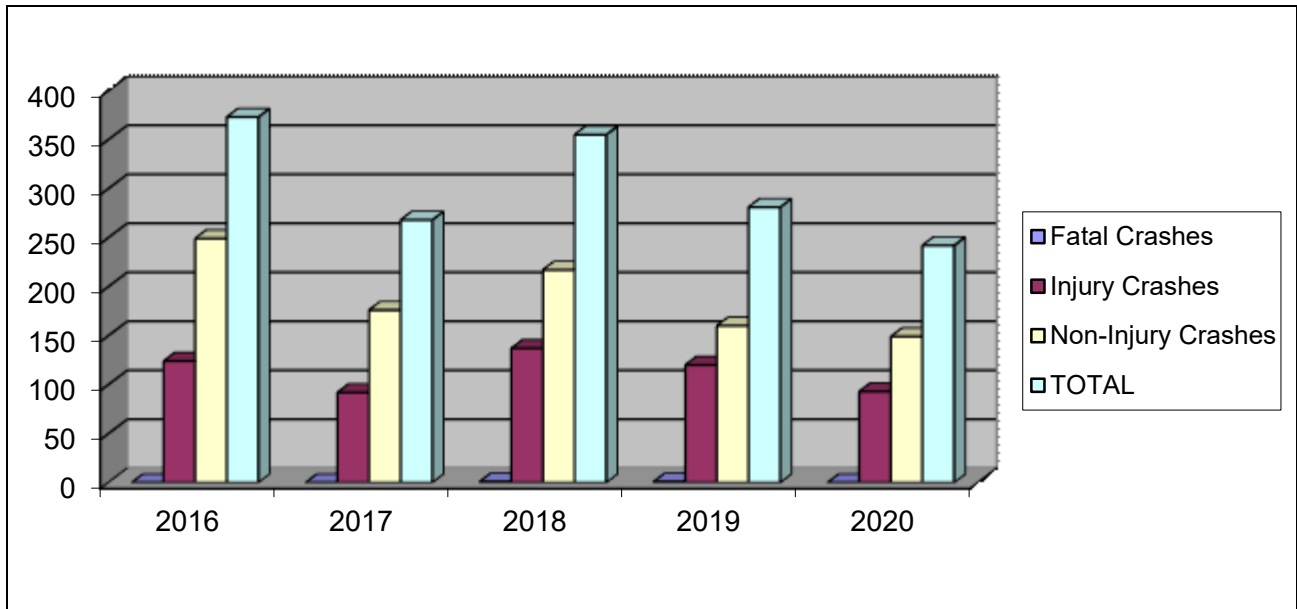


BEHAVIORAL CRIMES



TRAFFIC DATA

Crash Data



Enforcement Data

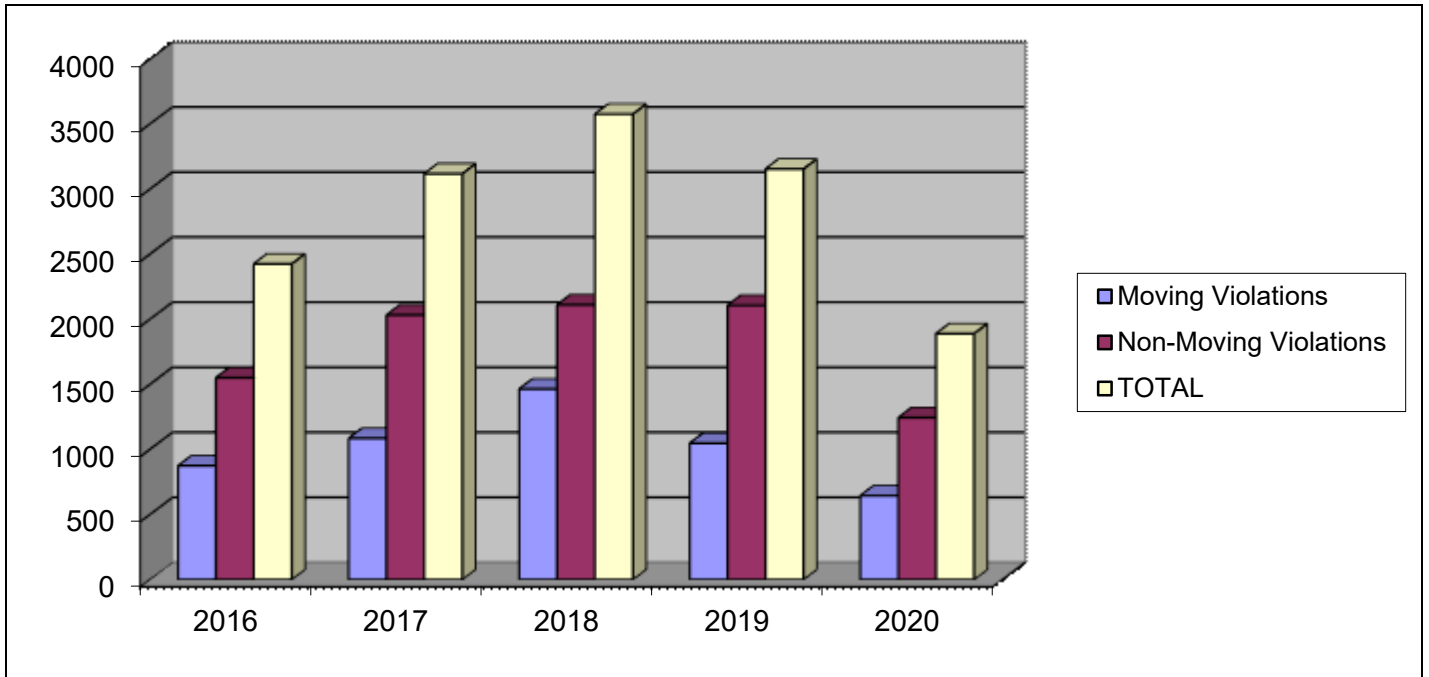
CRASHES	2016	2017	2018	2019	2020
Fatal Crashes	0	0	1	1	0
Injury Crashes	124	92	137	120	93
Non-Injury Crashes	249	176	217	160	149
TOTAL	373	268	355	281	242

CITATIONS BY VIOLATIONS	2016	2017	2018	2019	2020
Moving Violations	875	1086	1465	1048	645
Non-Moving Violations	1551	2033	2112	2107	1245
TOTAL	2426	3119	3577	3155	1890

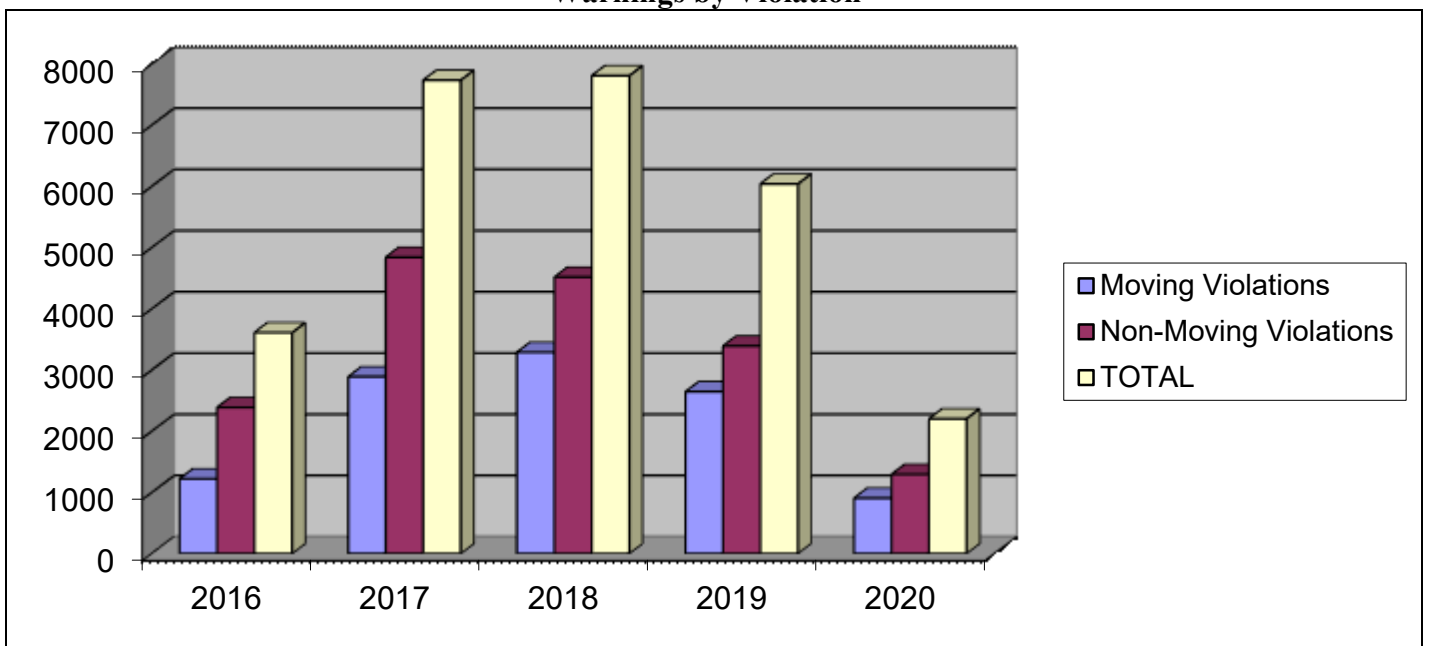
WARNINGS BY VIOLATIONS	2016	2017	2018	2019	2020
Moving Violations	1223	2891	3290	2647	908
Non-Moving Violations	2389	4842	4517	3393	1297
TOTAL	3612	7733	7807	6040	2205

TRAFFIC

Citations by Violation



Warnings by Violation



2020 MPD Annual Report

CALLS FOR SERVICE DATA

In previous years the information shown in this section was the actual requests for police officer service from the community. These numbers did not include officer-initiated activity (i.e. traffic stops, follow up contacts, etc). This year we chose to include all calls for service.

Calls-For-Service

Call Type	2019	2020
Emergency 911 Hang-up/Open Line	184	255
Abandoned Vehicle	448	367
Alarm/Audible	861	873
Alarm/Hold-up	53	38
Alarm/Silent	33	26
Animal Abuse/Neglect	214	123
Animal Bite	10	17
Animal Injured	65	51
Animal Nuisance	374	322
Area Check	1699	2143
Arson	6	10
Assault Cold	78	86
Assault/Now or Just Occurred	85	74
Assist Disabled Vehicle	110	65
Assist Outside Agency	588	626
Assist Public	100	127
Attempt to Locate	17	19
Bombing/Threat	4	2
Building Collapse	6	2
Burglary/Attempt	20	31
Burglary/Cold Report	98	99
Burglary/Just Occurred	54	55
Civil Complaint	1366	1181
Cover Car/Back up	25	12
Criminal Mischief/Cold Report	261	289
Criminal Mischief/Just Occurred	50	68
Curfew Violation	14	5
Custodial Interference/Cold	81	95
Custodial Interference/Now or Just Occurred	21	20
Death Investigation	5	19
DHS Cross Report Information	132	28
Domestic	75	104
Domestic Now	651	684
Driving Under the Influence	174	115
Driving While Suspended	46	40
Drug Violation	275	245
Dumping/Illegal	42	40
Elder Neglect/Abuse	15	16
Escapee/Walk away	1	0
Extra Patrol	135	181
Field Investigation Contact	1154	1046
Fight	61	65

2020 MPD Annual Report

Call Type	2019	2020
Follow Up	2527	2618
Found Child	25	23
Fraud	325	335
Harassment	710	671
Hit and Run	272	243
Homicide	1	0
Impound Vehicle	44	35
Information	1087	1045
Intoxicated Person	85	68
Juvenile Abuse/Neglect	121	110
Kidnap	1	1
Medical/Fire Assist	83	127
Menacing	36	42
Mental/Violent	32	37
Mental/Non-violent	160	254
Minor In Possession	33	21
Miscellaneous	137	145
Miscellaneous Arrest	367	70
Miscellaneous Disturbance	562	758
Missing Person	74	54
Missing Person Found	5	4
Noise Complaint	435	446
Open Container	10	11
Ordinance City/Co	312	405
Parking Complaint	309	232
Phone Message	1220	1245
Premise/Unsecure	49	55
Police Officer Detail	359	276
Property Lost/Found	456	334
Prowler	42	44
Public Health/Safety	52	70
Pursuit	6	0
Reckless Driver	481	467
Recovered Stolen Vehicle	19	29
Repossessed Vehicle	48	28
Restraining Order Now/Just Occurred	44	51
Restraining Order Violation/Cold	125	95
Robbery	5	12
Runaway	79	68
RV Related Ordinance	117	159
Search Warrant	12	19
Sex Crime/Now	5	9
Sex Crime/Misc	102	134
Shooting/Stabbing	7	13
Speed Racing	15	9
Stolen Vehicles	95	99
Suicidal	250	290
Suspicious Person/Vehicle	2163	2298
Theft Attempt	39	26
Theft/Cold	810	767
Theft/Now or Just Occurred	210	202
Traffic Collision Auto Ped	23	22
Traffic Collision Major/Rollover	18	5
Traffic Collision/Injury	43	40

2020 MPD Annual Report

Call Type	2019	2020
Traffic Collision/Non Injury	288	225
Traffic Collision Unknown Injuries	76	74
Traffic Complaint Miscellaneous	118	80
Traffic Hazard	455	439
Traffic Stop	6413	3360
Transport	10	3
Trespass/Cold	145	186
Trespass/Now	462	659
Unknown Problem	57	74
Unwanted	201	204
Warrant Service	464	433
Weapons Complaint	150	141
Welfare Check	866	1037
Total	34,043	31,200
Change		-8.35%

While we continue to partner with the McMinnville Fire Department on medical and fire event calls, after an upgrade to dispatch software in December 2018 these agency assists no long show under calls for service for the McMinnville Police Department.