

Section VI **STATISTICS**

Crime Data

Crime rates are calculated on the number of crimes divided by the population of a given geographical area. Uniform Crime Reporting (UCR) is divided into three offense categories: **Crimes against Persons**, **Crimes against Property** and **Behavioral Crimes**.

Crimes Against Persons

Criminal offenses where the victim is present and the act is violent, threatening or has the potential of being physically harmed.

| | | |
|------------------|----------------|--------------------|
| Murder | Kidnapping | Negligent Homicide |
| Robbery | Rape | Aggravated Assault |
| Other Sex Crimes | Simple Assault | |

Crimes Against Property

Criminal offenses that involve taking something of value by theft, deception or the destruction of property.

| | | |
|---|---------------------|-----------|
| Burglary | Fraud | Larceny |
| Embezzlement | Motor Vehicle Theft | Vandalism |
| Arson | Forgery/Counterfeit | |
| Sale/Purchase Possession of Stolen Property | | |

Behavioral Crimes

Crimes that represent society's prohibitions on engaging in certain types of activity such as criminal offenses that violates laws relating to personal conduct, responsibility and public order. Although not necessarily violent or property offenses in themselves, they may often contribute to other criminal acts.

| | | |
|--------------------------|-------------------|--------------|
| Weapons Restriction Laws | Liquor Laws | Prostitution |
| Disorderly Conduct | Narcotics Laws | Curfew |
| Offenses against Family | Runaway Juveniles | DUII |

2021 MPD Annual Report

| PART I CRIMES | 2020 | 2020 Reported to State | 2020 Arrests | | 2021 | 2021 Reported to State | 2021 Arrests | | PERCENTAGE CHANGE |
|-------------------------|-------------|---------------------------------|-----------------|------------|------------|---------------------------------|-----------------|------------|----------------------|
| | | | Juvenile | Adult | | | Juvenile | Adult | |
| Murder | 0 | 0 | 0 | 0 | 0 | 0 | 0 | 0 | 0.00% |
| Attempt Murder | 0 | 0 | 0 | 0 | 5 | 5 | 0 | 5 | 100.00% |
| Rape | 17 | 16 | 1 | 1 | 12 | 12 | 0 | 0 | -29.41% |
| Robbery | 4 | 4 | 0 | 2 | 9 | 8 | 0 | 7 | 100.00% |
| Aggravated Assault | 67 | 56 | 5 | 42 | 62 | 50 | 1 | 42 | -7.46% |
| Burglary | 101 | 98 | 0 | 29 | 99 | 99 | 2 | 33 | -1.98% |
| Larceny | 752 | 655 | 14 | 225 | 698 | 577 | 4 | 191 | -7.18% |
| Auto Theft | 69 | 62 | 1 | 17 | 62 | 54 | 2 | 19 | -10.14% |
| Arson | 10 | 9 | 0 | 3 | 20 | 17 | 0 | 10 | 100.00% |
| PART I TOTAL | 1020 | 900 | 21 | 319 | 967 | 822 | 9 | 307 | -5.20% |

| PART II CRIMES | 2020 | 2020 Reported to State | 2020 Arrests | | 2021 | 2021 Reported to State | 2021 Arrests | | PERCENTAGE CHANGE |
|----------------------------|------|---------------------------------|-----------------|-------|------|---------------------------------|-----------------|-------|----------------------|
| | | | Juvenile | Adult | | | Juvenile | Adult | |
| Simple Assaults | 272 | 210 | 13 | 145 | 288 | 237 | 16 | 161 | 5.88% |
| ROV/Stalker | 76 | 76 | 0 | 44 | 38 | 38 | 0 | 27 | -50.00% |
| Kidnapping | 5 | 5 | 0 | 3 | 0 | 0 | 0 | 0 | -100.00% |
| Reckless Endangering | 16 | 15 | 1 | 14 | 22 | 20 | 1 | 16 | 37.50% |
| Intimidation | 22 | 15 | 0 | 15 | 31 | 23 | 0 | 19 | 40.91% |
| Forgery/ Counterfeit | 110 | 73 | 0 | 41 | 82 | 66 | 0 | 26 | -25.45% |
| Fraud | 257 | 197 | 0 | 81 | 310 | 222 | 0 | 76 | 20.62% |
| Embezzlement | 2 | 2 | 0 | 2 | 3 | 3 | 0 | 1 | 50.00% |
| Stolen Property | 9 | 7 | 0 | 9 | 17 | 8 | 0 | 12 | 88.89% |
| Extortion | 2 | 1 | 0 | 1 | 2 | 2 | 0 | 0 | 0.00% |
| Vandalism | 467 | 380 | 12 | 122 | 492 | 397 | 6 | 137 | 5.35% |
| Weapons | 76 | 70 | 2 | 60 | 86 | 74 | 1 | 75 | 13.16% |
| Prostitution | 1 | 1 | 0 | 0 | 4 | 2 | 0 | 4 | 100.00% |
| Sex Offenses | 117 | 90 | 7 | 25 | 67 | 56 | 3 | 18 | -42.74% |
| Drug Violations | 346 | 255 | 2 | 309 | 124 | 88 | 1 | 97 | -64.16% |
| Gambling | 0 | 0 | 0 | 0 | 0 | 0 | 0 | 0 | 0.00% |
| Offenses Against Family | 7 | 7 | 0 | 5 | 10 | 10 | 0 | 6 | 42.86% |
| DUII | 71 | 71 | 0 | 68 | 110 | 110 | 0 | 109 | 54.93% |
| Liquor Laws | 20 | 20 | 4 | 11 | 11 | 11 | 1 | 6 | -45.00% |

2021 MPD Annual Report

| | | | | | | | | | |
|----------------------|-------------|-------------|-----------|-------------|-------------|-------------|-----------|-------------|---------------|
| Disorderly Conduct | 93 | 88 | 5 | 82 | 141 | 123 | 1 | 124 | 51.61% |
| Trespass | 245 | 229 | 14 | 204 | 282 | 277 | 5 | 250 | 15.10% |
| UEMV | 153 | 16 | 0 | 20 | 112 | 20 | 0 | 16 | -26.80% |
| Curfew | 5 | 4 | 0 | 0 | 1 | 1 | 0 | 0 | -80.00% |
| Tobacco | 2 | 2 | 0 | 0 | 0 | 0 | 0 | 0 | -100.00% |
| Runaway | 31 | 31 | 0 | 0 | 47 | 47 | 0 | 0 | 51.61% |
| Animal Offenses | 8 | 6 | 0 | 4 | 9 | 6 | 0 | 7 | 12.5% |
| All other | 182 | 177 | 0 | 178 | 177 | 167 | 5 | 160 | -2.75% |
| PART II TOTAL | 2595 | 2048 | 60 | 1443 | 2466 | 2008 | 40 | 1347 | -4.97% |

| PART III CRIME | 2020 | 2020 Reported to State | 2020 Arrests | | 2021 | 2021 Reported to State | 2021 Arrests | | PERCENTAGE CHANGE |
|-----------------------------------|-------------|------------------------|--------------|-------------|-------------|------------------------|--------------|-------------|-------------------|
| | | | Juvenile | Adult | | | Juvenile | Adult | |
| Escape | 7 | 6 | 0 | 6 | 17 | 17 | 1 | 16 | 100.00% |
| Hit and Run | 138 | 138 | 0 | 31 | 170 | 165 | 2 | 38 | 23.19% |
| Reckless Driving | 57 | 56 | 1 | 52 | 103 | 98 | 2 | 85 | 80.70% |
| Eluding | 10 | 9 | 0 | 6 | 14 | 12 | 0 | 5 | 40.00% |
| DWS Misd/Fel | 78 | 78 | 0 | 76 | 104 | 102 | 0 | 101 | 33.33% |
| Fail to Display Operators License | 2 | 2 | 0 | 2 | 0 | 0 | 0 | 0 | -100.00% |
| Garbage/Litter | 16 | 16 | 3 | 12 | 21 | 21 | 3 | 14 | 31.25% |
| Protective Custody | 154 | 154 | 0 | 25 | 126 | 126 | 1 | 0 | -18.18% |
| Warrant/Fugitive | 447 | 425 | 4 | 443 | 683 | 641 | 2 | 671 | 52.80% |
| Sex Offender | 10 | 10 | 0 | 10 | 12 | 12 | 0 | 13 | 20.00% |
| Motor Vehicle Recovered | 11 | 9 | 0 | 0 | 3 | 3 | 0 | 0 | -72.73% |
| Stolen Property Recovered | 9 | 9 | 0 | 0 | 5 | 5 | 0 | 0 | -44.44% |
| Non-Criminal Domestic | 3 | 3 | 0 | 0 | 2 | 2 | 0 | 0 | -33.33% |
| PART III TOTAL | 942 | 915 | 8 | 663 | 1260 | 1204 | 11 | 943 | 33.76% |
| PART I TOTAL | 1020 | 900 | 21 | 319 | 967 | 822 | 9 | 307 | -5.20% |
| PART II TOTAL | 2595 | 2048 | 60 | 1443 | 2466 | 2008 | 40 | 1347 | -4.97% |
| PART III TOTAL | 942 | 915 | 8 | 663 | 1260 | 1204 | 11 | 943 | 33.76% |
| GRAND TOTAL | 4557 | 3863 | 89 | 2425 | 4693 | 4034 | 60 | 2597 | 2.98% |

2021 MPD Annual Report

CRIMES

CRIMES AGAINST PERSONS

| | 2017 | 2018 | 2019 | 2020 | 2021 |
|--------------------|------------|------------|------------|------------|------------|
| Willful Murder | 1 | 0 | 1 | 0 | 0 |
| Negligent Homicide | 1 | 0 | 0 | 0 | 0 |
| Rape | 9 | 14 | 15 | 17 | 12 |
| Other Sex Offenses | 64 | 121 | 64 | 117 | 67 |
| Kidnapping | 3 | 2 | 2 | 5 | 0 |
| Robbery | 6 | 12 | 7 | 4 | 9 |
| Aggravated Assault | 31 | 60 | 44 | 67 | 62 |
| Simple Assault | 291 | 291 | 228 | 272 | 288 |
| TOTAL | 406 | 500 | 361 | 482 | 438 |

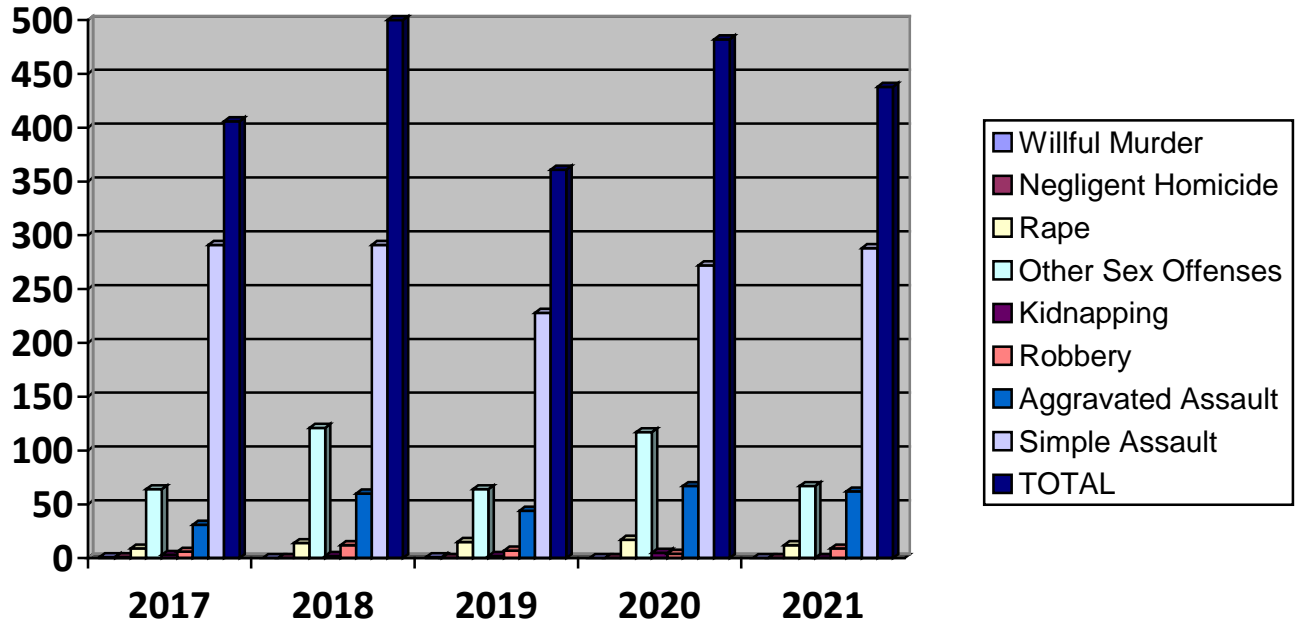
CRIMES AGAINST PROPERTY

| | 2017 | 2018 | 2019 | 2020 | 2021 |
|------------------------|-------------|-------------|-------------|-------------|-------------|
| Burglary | 92 | 102 | 88 | 101 | 99 |
| Larceny | 918 | 1074 | 773 | 752 | 698 |
| Motor Vehicle Theft | 61 | 52 | 47 | 69 | 62 |
| Arson | 8 | 6 | 7 | 10 | 20 |
| Forgery/Counterfeiting | 55 | 67 | 61 | 110 | 82 |
| Fraud | 171 | 223 | 246 | 257 | 310 |
| Embezzlement | 4 | 6 | 2 | 2 | 3 |
| Stolen Property | 18 | 15 | 29 | 9 | 17 |
| Extortion | 1 | 2 | 1 | 2 | 2 |
| Vandalism | 373 | 384 | 356 | 467 | 492 |
| TOTAL | 1701 | 1931 | 1610 | 1779 | 1785 |

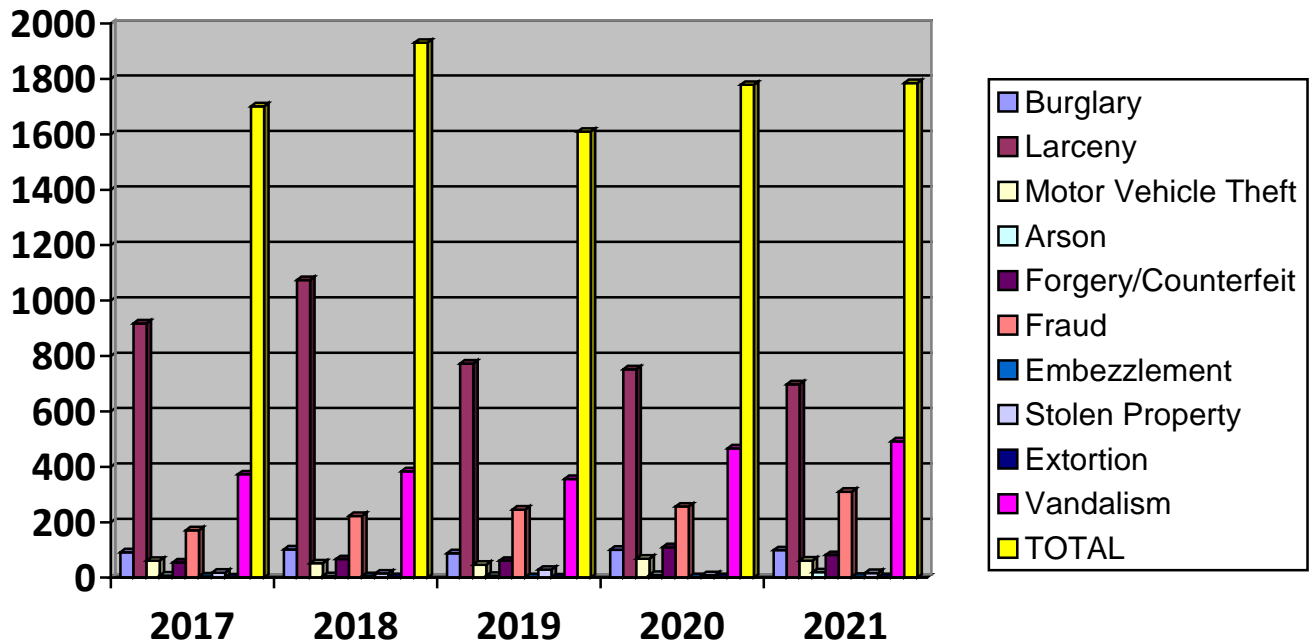
BEHAVIORAL CRIMES

| | 2017 | 2018 | 2019 | 2020 | 2021 |
|-----------------------------|------------|------------|------------|------------|------------|
| Weapon Laws | 58 | 43 | 81 | 76 | 86 |
| Prostitution | 0 | 2 | 0 | 1 | 4 |
| Drug Laws | 216 | 247 | 311 | 346 | 124 |
| Offenses Against Family | 10 | 14 | 15 | 7 | 10 |
| Driving Under the Influence | 82 | 112 | 95 | 71 | 110 |
| Liquor Laws | 26 | 53 | 60 | 20 | 11 |
| Disorderly Conduct | 152 | 136 | 117 | 93 | 141 |
| Curfew | 17 | 12 | 10 | 5 | 1 |
| Runaway Juveniles | 68 | 64 | 51 | 31 | 47 |
| TOTAL | 629 | 683 | 740 | 650 | 534 |

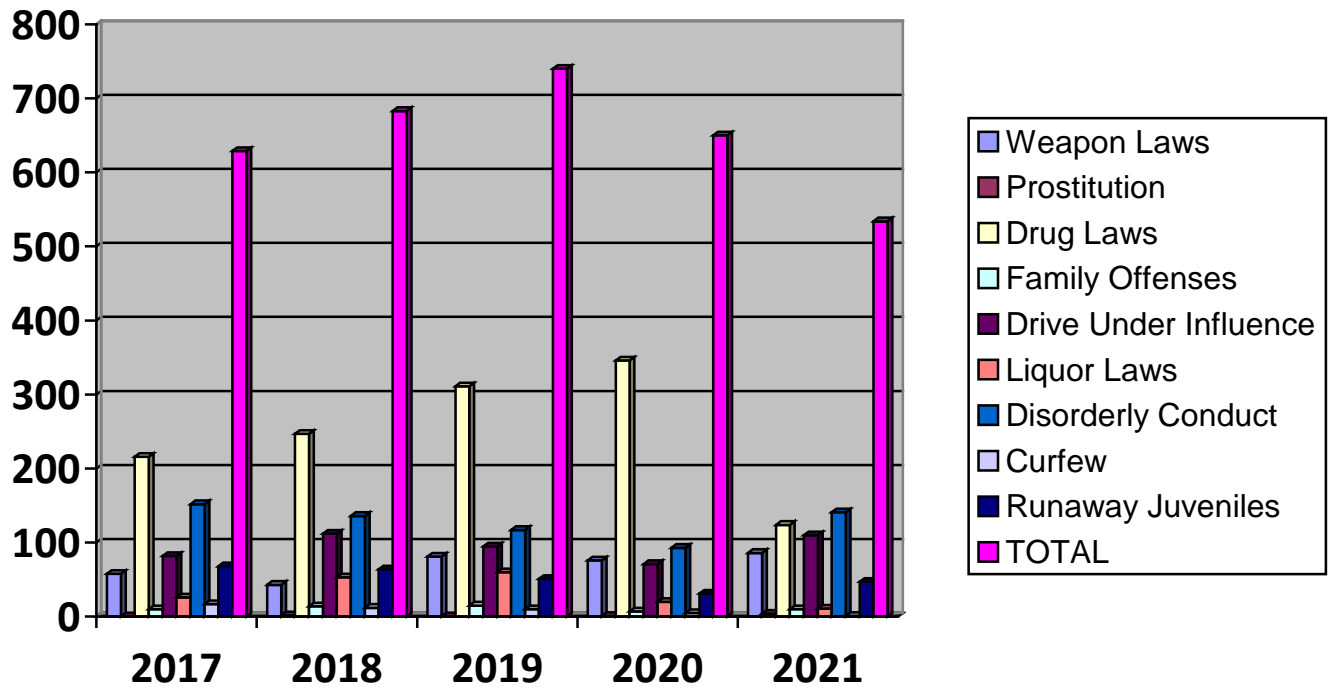
CRIMES AGAINST PERSONS



CRIMES AGAINST PROPERTY

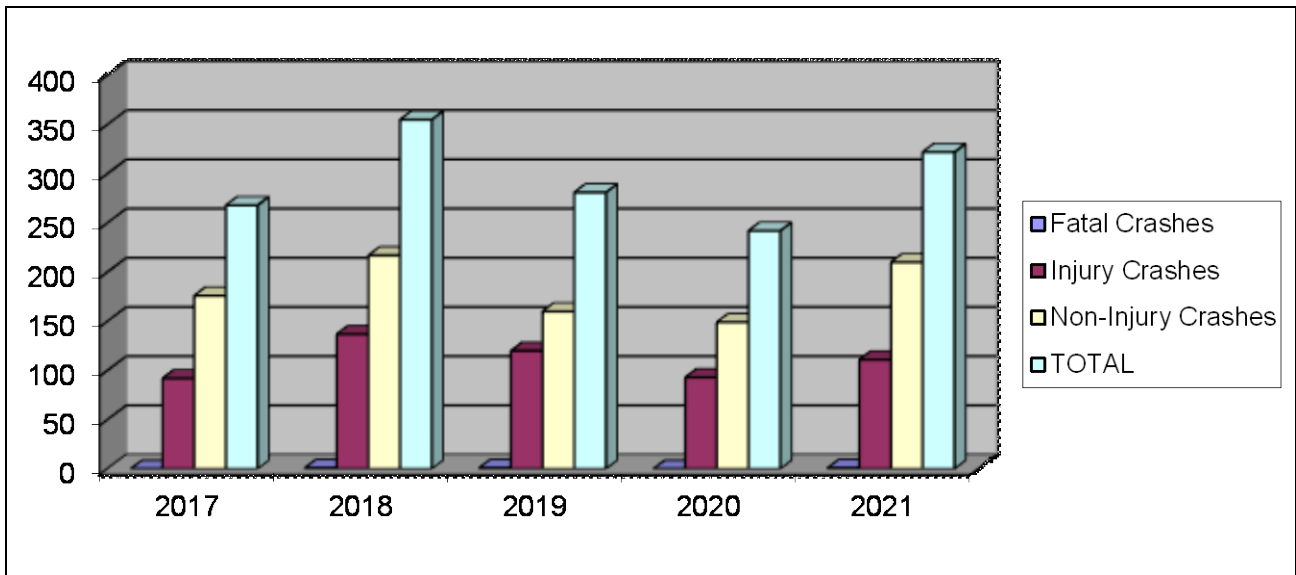


BEHAVIORAL CRIMES



TRAFFIC DATA

Crash Data



Enforcement Data

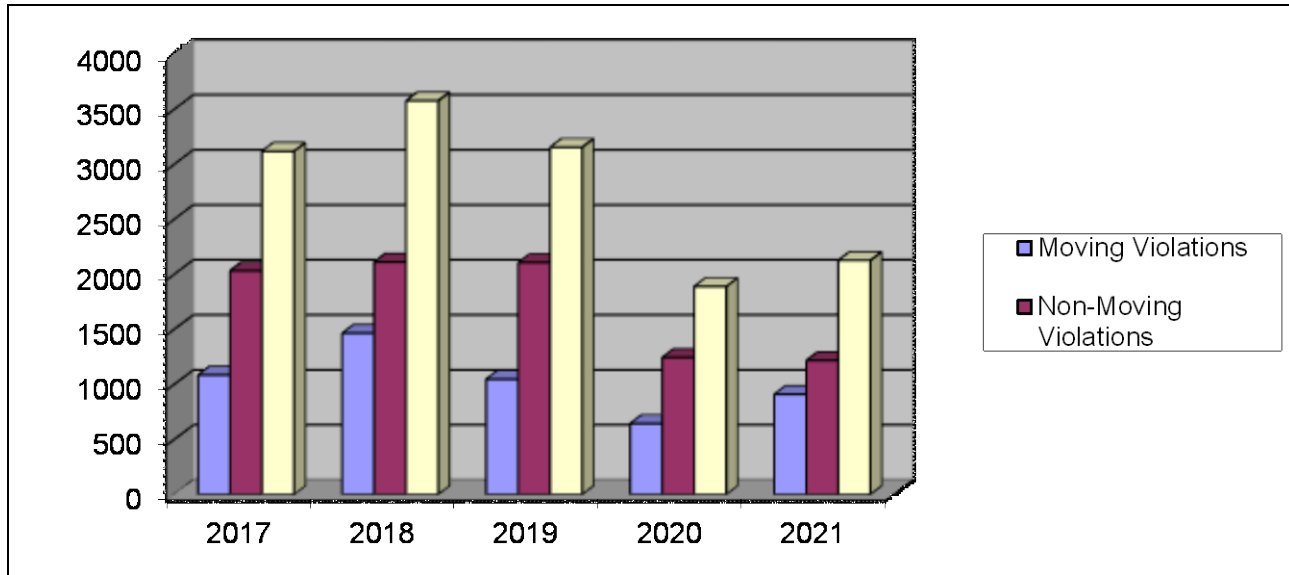
| CRASHES | 2017 | 2018 | 2019 | 2020 | 2021 |
|--------------------|-------------|-------------|-------------|-------------|-------------|
| Fatal Crashes | 0 | 1 | 1 | 0 | 1 |
| Injury Crashes | 92 | 137 | 120 | 93 | 111 |
| Non-Injury Crashes | 176 | 217 | 160 | 149 | 210 |
| TOTAL | 268 | 355 | 281 | 242 | 322 |

| CITATIONS BY VIOLATIONS | 2017 | 2018 | 2019 | 2020 | 2021 |
|--------------------------------|-------------|-------------|-------------|-------------|-------------|
| Moving Violations | 1086 | 1465 | 1048 | 645 | 910 |
| Non-Moving Violations | 2033 | 2112 | 2107 | 1245 | 1217 |
| TOTAL | 3119 | 3577 | 3155 | 1890 | 2127 |

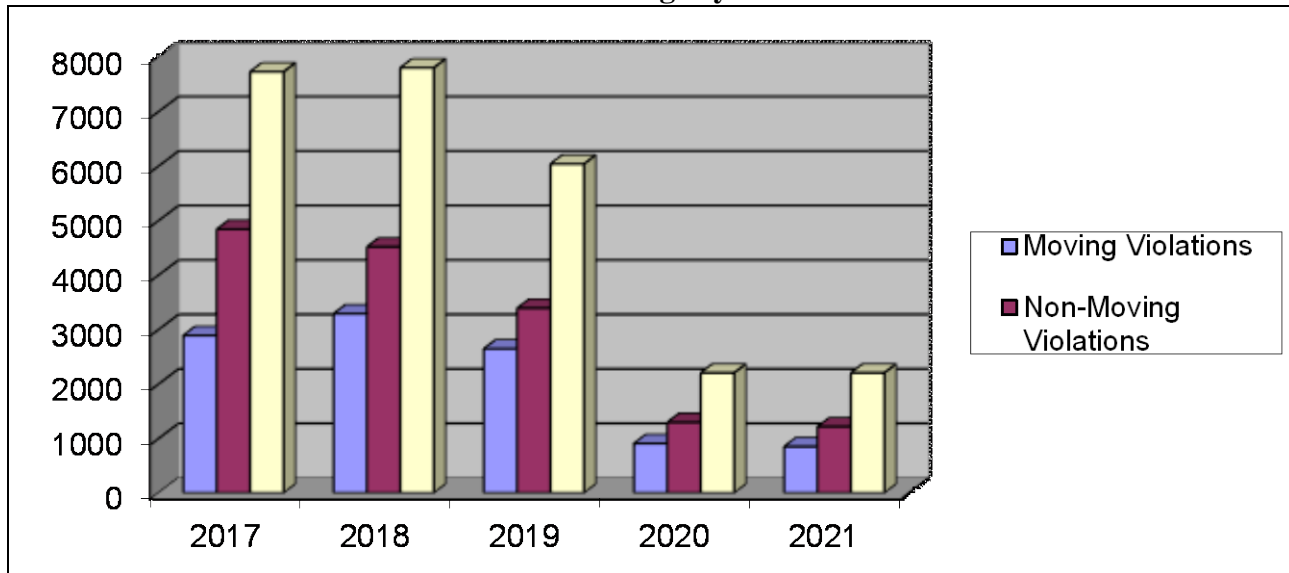
| WARNINGS BY VIOLATIONS | 2017 | 2018 | 2019 | 2020 | 2021 |
|-------------------------------|-------------|-------------|-------------|-------------|-------------|
| Moving Violations | 2891 | 3290 | 2647 | 908 | 852 |
| Non-Moving Violations | 4842 | 4517 | 3393 | 1297 | 1218 |
| TOTAL | 7733 | 7807 | 6040 | 2205 | 2070 |

TRAFFIC

Citations by Violation



Warnings by Violation



2021 MPD Annual Report

CALLS FOR SERVICE DATA

In previous years the information shown in this section was the actual requests for police officer service from the community. These numbers did not include officer-initiated activity (i.e. traffic stops, follow up contacts, etc). This year we chose to include all calls for service.

Calls-For-Service

| Call Type | 2020 | 2021 |
|---|------|------|
| Emergency 911 Hang-up/Open Line | 255 | 246 |
| Abandoned Vehicle | 367 | 419 |
| Alarm/Audible | 873 | 839 |
| Alarm/Hold-up | 38 | 50 |
| Alarm/Silent | 26 | 15 |
| Animal Abuse/Neglect | 123 | 186 |
| Animal Bite | 17 | 17 |
| Animal Injured | 51 | 54 |
| Animal Nuisance | 322 | 314 |
| Area Check | 2143 | 1025 |
| Arson | 10 | 24 |
| Assault Cold | 86 | 63 |
| Assault/Now or Just Occurred | 74 | 61 |
| Assist Disabled Vehicle | 65 | 62 |
| Assist Outside Agency | 626 | 673 |
| Assist Public | 127 | 176 |
| Attempt to Locate | 19 | 6 |
| Bombing/Threat | 2 | 1 |
| Building Collapse | 2 | 8 |
| Burglary/Attempt | 31 | 14 |
| Burglary/Cold Report | 99 | 89 |
| Burglary/Just Occurred | 55 | 53 |
| Civil Complaint | 1181 | 1264 |
| Cover Car/Back up | 12 | 33 |
| Criminal Mischief/Cold Report | 289 | 323 |
| Criminal Mischief/Just Occurred | 68 | 77 |
| Curfew Violation | 5 | 4 |
| Custodial Interference/Cold | 95 | 100 |
| Custodial Interference/Now or Just Occurred | 20 | 20 |
| Death Investigation | 19 | 13 |
| DHS Cross Report Information | 28 | 36 |
| Domestic | 104 | 104 |
| Domestic Now | 684 | 669 |
| Driving Under the Influence | 115 | 163 |
| Driving While Suspended | 40 | 39 |
| Drug Violation | 245 | 210 |
| Dumping/Illegal | 40 | 44 |
| Elder Neglect/Abuse | 16 | 16 |
| Escapee/Walk away | 0 | 0 |
| Extra Patrol | 181 | 170 |
| Field Investigation Contact | 1046 | 1003 |
| Fight | 65 | 90 |

2021 MPD Annual Report

| Call Type | 2020 | 2021 |
|-------------------------------------|------|------|
| Follow Up | 2618 | 2650 |
| Found Child | 23 | 33 |
| Fraud | 335 | 406 |
| Harassment | 671 | 689 |
| Hit and Run | 243 | 280 |
| Homicide | 0 | 0 |
| Impound Vehicle | 35 | 58 |
| Information | 1045 | 1022 |
| Intoxicated Person | 68 | 38 |
| Juvenile Abuse/Neglect | 110 | 107 |
| Kidnap | 1 | 3 |
| Medical/Fire Assist | 127 | 142 |
| Menacing | 42 | 45 |
| Mental/Violent | 37 | 35 |
| Mental/Non-violent | 254 | 390 |
| Minor In Possession | 21 | 16 |
| Miscellaneous | 145 | 171 |
| Miscellaneous Arrest | 70 | 24 |
| Miscellaneous Disturbance | 758 | 848 |
| Missing Person | 54 | 84 |
| Missing Person Found | 4 | 3 |
| Noise Complaint | 446 | 486 |
| Open Container | 11 | 13 |
| Ordinance City/Co | 405 | 446 |
| Parking Complaint | 232 | 257 |
| Phone Message | 1245 | 1355 |
| Premise/Unsecure | 55 | 62 |
| Police Officer Detail | 276 | 256 |
| Property Lost/Found | 334 | 364 |
| Prowler | 44 | 53 |
| Public Health/Safety | 70 | 57 |
| Pursuit | 0 | 6 |
| Reckless Driver | 467 | 448 |
| Recovered Stolen Vehicle | 29 | 16 |
| Repossessed Vehicle | 28 | 34 |
| Restraining Order Now/Just Occurred | 51 | 31 |
| Restraining Order Violation/Cold | 95 | 60 |
| Robbery | 12 | 5 |
| Runaway | 68 | 75 |
| RV Related Ordinance | 159 | 208 |
| Search Warrant | 19 | 40 |
| Sex Crime/Now | 9 | 11 |
| Sex Crime/Misc | 134 | 114 |
| Shooting/Stabbing | 13 | 16 |
| Speed Racing | 9 | 17 |
| Stolen Vehicles | 99 | 99 |
| Suicidal | 290 | 285 |
| Suspicious Person/Vehicle | 2298 | 2180 |
| Theft Attempt | 26 | 20 |
| Theft/Cold | 767 | 657 |
| Theft/Now or Just Occurred | 202 | 185 |
| Traffic Collision Auto Ped | 22 | 26 |
| Traffic Collision Major/Rollover | 5 | 17 |
| Traffic Collision/Injury | 40 | 46 |

2021 MPD Annual Report

| Call Type | 2020 | 2021 |
|------------------------------------|---------------|---------------|
| Traffic Collision/Non Injury | 225 | 285 |
| Traffic Collision Unknown Injuries | 74 | 99 |
| Traffic Complaint Miscellaneous | 80 | 81 |
| Traffic Hazard | 439 | 497 |
| Traffic Stop | 3360 | 3742 |
| Transport | 3 | 4 |
| Trespass/Cold | 186 | 158 |
| Trespass/Now | 659 | 824 |
| Unknown Problem | 74 | 83 |
| Unwanted | 204 | 187 |
| Warrant Service | 433 | 826 |
| Weapons Complaint | 141 | 134 |
| Welfare Check | 1037 | 1045 |
| Total | 31,200 | 31,727 |
| Change | | 1.69% |

While we continue to partner with the McMinnville Fire Department on medical and fire event calls, after an upgrade to dispatch software in December 2018 these agency assists no long show under calls for service for the McMinnville Police Department.