

**Section VI**  
**STATISTICS**

**Crime Data**

Crime rates are calculated on the number of crimes divided by the population of a given geographical area. Uniform Crime Reporting (UCR) is divided into three offense categories: **Crimes against Persons**, **Crimes against Property** and **Behavioral Crimes**.

**Crimes Against Persons**

Criminal offenses where the victim is present and the act is violent, threatening or has the potential of being physically harmed.

Murder	Kidnapping	Negligent Homicide
Robbery	Rape	Aggravated Assault
Other Sex Crimes	Simple Assault	

**Crimes Against Property**

Criminal offenses that involve taking something of value by theft, deception or the destruction of property.

Burglary	Fraud	Larceny
Embezzlement	Motor Vehicle Theft	Vandalism
Arson	Forgery/Counterfeit	
Sale/Purchase Possession of Stolen Property		

**Behavioral Crimes**

Crimes that represent society's prohibitions on engaging in certain types of activity such as criminal offenses that violates laws relating to personal conduct, responsibility and public order. Although not necessarily violent or property offenses in themselves, they may often contribute to other criminal acts.

Weapons Restriction Laws	Liquor Laws	Prostitution
Disorderly Conduct	Narcotics Laws	Curfew
Offenses against Family	Runaway Juveniles	DUII

## 2022 MPD Annual Report

PART I CRIMES	2021	2021 Reported to State	2021 Arrests		2022	2022 Reported to State	2022 Arrests		PERCENTAGE CHANGE
			Juvenile	Adult			Juvenile	Adult	
Murder	0	0	0	0	0	0	0	0	0%
Attempt Murder	5	5	0	5	1	1	0	0	-80.00%
Rape	12	12	0	0	13	13	1	3	8.33%
Robbery	9	8	0	7	13	11	0	6	44.44%
Aggravated Assault	62	50	1	42	69	61	1	44	11.29%
Burglary	99	99	2	33	102	95	1	23	3.03%
Larceny	698	577	4	191	794	680	13	230	13.75%
Auto Theft	62	54	2	19	85	67	0	23	37.10%
Arson	20	17	0	10	14	12	0	5	-30.00%
<b>PART I TOTAL</b>	<b>967</b>	<b>822</b>	<b>9</b>	<b>307</b>	<b>1091</b>	<b>940</b>	<b>16</b>	<b>334</b>	<b>12.82%</b>

PART II CRIMES	2021	2021 Reported to State	2021 Arrests		2022	2022 Reported to State	2022 Arrests		PERCENTAGE CHANGE
			Juvenile	Adult			Juvenile	Adult	
Simple Assaults	288	237	16	161	247	202	11	133	-14.24%
ROV/Stalker	38	38	0	27	85	85	0	51	123.68%
Kidnapping	0	0	0	0	0	0	0	0	0%
Reckless Endangering	22	20	1	16	20	18	0	17	-9.09%
Intimidation	31	23	0	19	23	18	2	7	-25.81%
Forgery/ Counterfeit	82	66	0	26	40	26	0	25	-51.22%
Fraud	310	222	0	76	214	159	0	89	-30.97%
Embezzlement	3	3	0	1	8	8	0	7	166.67%
Stolen Property	17	8	0	12	14	8	0	11	-17.65%
Extortion	2	2	0	0	2	1	0	0	0%
Vandalism	492	397	6	137	544	429	19	118	10.57%
Weapons	86	74	1	75	85	75	2	54	-1.16%
Prostitution	4	2	0	4	0	0	0	0	-100%
Sex Offenses	67	56	3	18	81	67	2	23	20.90%
Drug Violations	124	88	1	97	146	110	3	64	17.74%
Gambling	0	0	0	0	0	0	0	0	0%
Offenses Against Family	10	10	0	6	6	6	0	2	-40.00%
DUII	110	110	0	109	75	75	0	75	-31.82%
Liquor Laws	11	11	1	6	9	9	0	9	-18.18%

## 2022 MPD Annual Report

Disorderly Conduct	141	123	1	124	117	111	5	103	-17.02%
Trespass	282	277	5	250	276	267	1	249	-2.13%
UEMV	112	20	0	16	130	20	0	18	16.07%
Curfew	1	1	0	0	2	2	0	0	100%
Tobacco	0	0	0	0	0	0	0	0	0%
Runaway	47	47	0	0	57	57	0	0	21.28%
Animal Offenses	9	6	0	7	5	5	0	0	-44.44%
All other	177	167	5	160	156	146	3	132	-11.86%
<b>PART II TOTAL</b>	<b>2466</b>	<b>2008</b>	<b>40</b>	<b>1347</b>	<b>2342</b>	<b>1904</b>	<b>48</b>	<b>1187</b>	<b>-5.03%</b>

PART III CRIME	2021	2021 Reported to State	2021 Arrests		2022	2022 Reported to State	2022 Arrests		PERCENTAGE CHANGE
			Juvenile	Adult			Juvenile	Adult	
Escape	17	17	1	16	22	22	0	23	29.41%
Hit and Run	170	165	2	38	162	161	1	30	-4.71%
Reckless Driving	103	98	2	85	61	61	0	53	-40.78%
Eluding	14	12	0	5	24	21	1	15	71.43%
DWS Misd/Fel	104	102	0	101	55	55	0	54	-47.12%
Fail to Display Operators License	0	0	0	0	1	1	0	0	100%
Garbage/Litter	21	21	3	14	12	11	1	10	-42.86%
Protective Custody	126	126	1	0	98	98	0	0	-22.22%
Warrant/Fugitive	683	641	2	671	696	661	3	693	1.90%
Sex Offender	12	12	0	13	20	19	0	19	66.67%
Motor Vehicle Recovered	3	3	0	0	11	11	0	0	266.67%
Stolen Property Recovered	5	5	0	0	2	2	0	0	-60.00%
Non-Criminal Domestic	2	2	0	0	1	1	0	0	-50.00%
<b>PART III TOTAL</b>	<b>1260</b>	<b>1204</b>	<b>11</b>	<b>943</b>	<b>1165</b>	<b>1124</b>	<b>6</b>	<b>897</b>	<b>-7.54%</b>
<b>PART I TOTAL</b>	<b>967</b>	<b>822</b>	<b>9</b>	<b>307</b>	<b>1091</b>	<b>940</b>	<b>16</b>	<b>334</b>	<b>12.82%</b>
<b>PART II TOTAL</b>	<b>2466</b>	<b>2008</b>	<b>40</b>	<b>1347</b>	<b>2342</b>	<b>1904</b>	<b>48</b>	<b>1187</b>	<b>-5.03%</b>
<b>PART III TOTAL</b>	<b>1260</b>	<b>1204</b>	<b>11</b>	<b>943</b>	<b>1165</b>	<b>1124</b>	<b>6</b>	<b>897</b>	<b>-7.54%</b>
<b>GRAND TOTAL</b>	<b>4693</b>	<b>4034</b>	<b>60</b>	<b>2597</b>	<b>4598</b>	<b>3968</b>	<b>70</b>	<b>2418</b>	<b>-2.02%</b>

CRIMES**CRIMES AGAINST PERSONS**

	2018	2019	2020	2021	2022
Willful Murder	0	1	0	0	0
Negligent Homicide	0	0	0	0	0
Rape	14	15	17	12	13
Other Sex Offenses	121	64	117	67	81
Kidnapping	2	2	5	0	0
Robbery	12	7	4	9	13
Aggravated Assault	60	44	67	62	69
Simple Assault	291	228	272	288	247
<b>TOTAL</b>	<b>500</b>	<b>361</b>	<b>482</b>	<b>438</b>	<b>423</b>

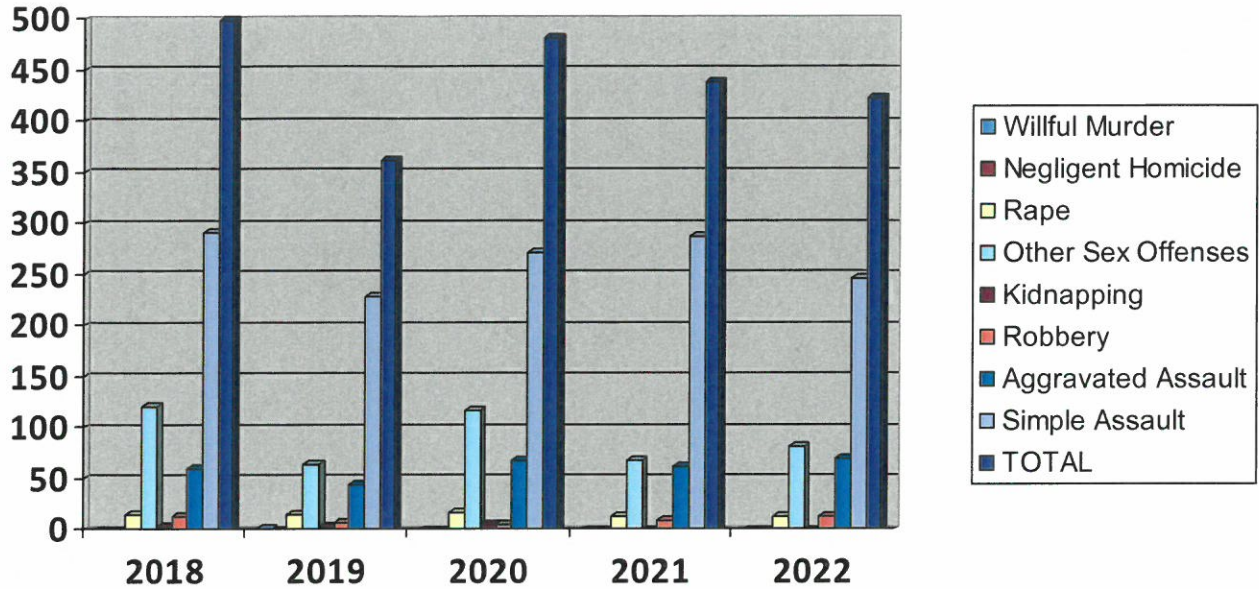
**CRIMES AGAINST PROPERTY**

	2018	2019	2020	2021	2022
Burglary	102	88	101	99	102
Larceny	1074	773	752	698	794
Motor Vehicle Theft	52	47	69	62	85
Arson	6	7	10	20	14
Forgery/Counterfeiting	67	61	110	82	40
Fraud	223	246	257	310	214
Embezzlement	6	2	2	3	8
Stolen Property	15	29	9	17	14
Extortion	2	1	2	2	2
Vandalism	384	356	467	492	544
<b>TOTAL</b>	<b>1931</b>	<b>1610</b>	<b>1779</b>	<b>1785</b>	<b>1817</b>

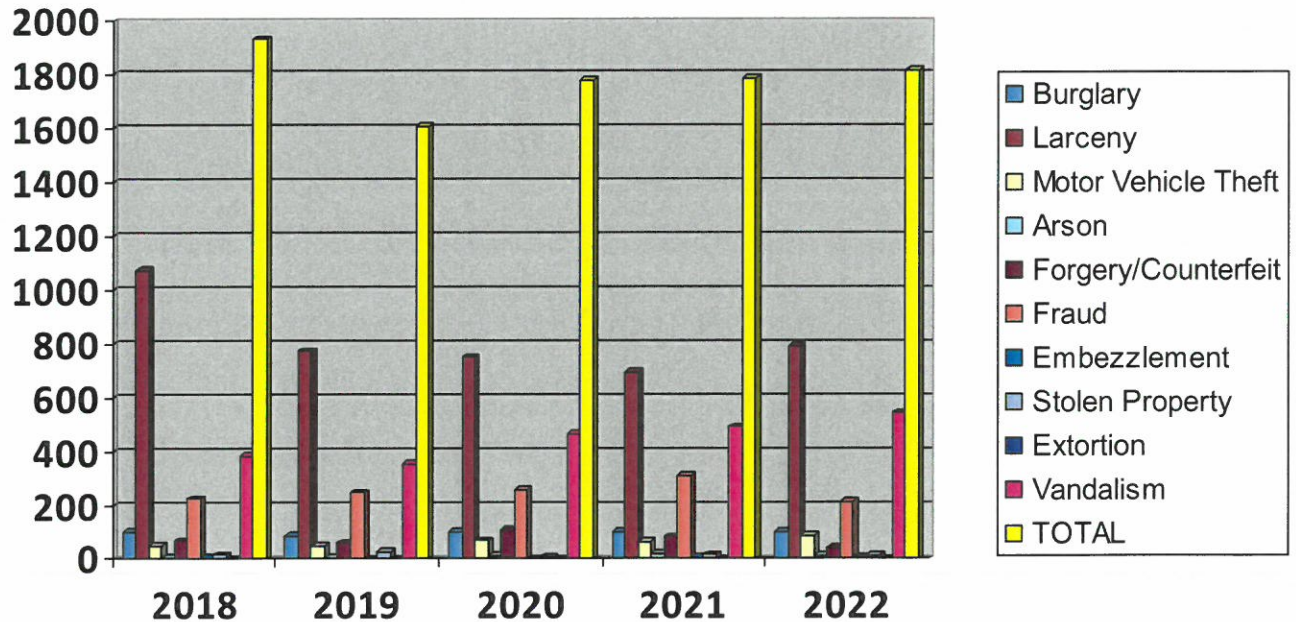
**BEHAVIORAL CRIMES**

	2018	2019	2020	2021	2022
Weapon Laws	43	81	76	86	85
Prostitution	2	0	1	4	0
Drug Laws	247	311	346	124	146
Offenses Against Family	14	15	7	10	6
Driving Under the Influence	112	95	71	110	75
Liquor Laws	53	60	20	11	9
Disorderly Conduct	136	117	93	141	117
Curfew	12	10	5	1	2
Runaway Juveniles	64	51	31	47	57
<b>TOTAL</b>	<b>683</b>	<b>740</b>	<b>650</b>	<b>534</b>	<b>497</b>

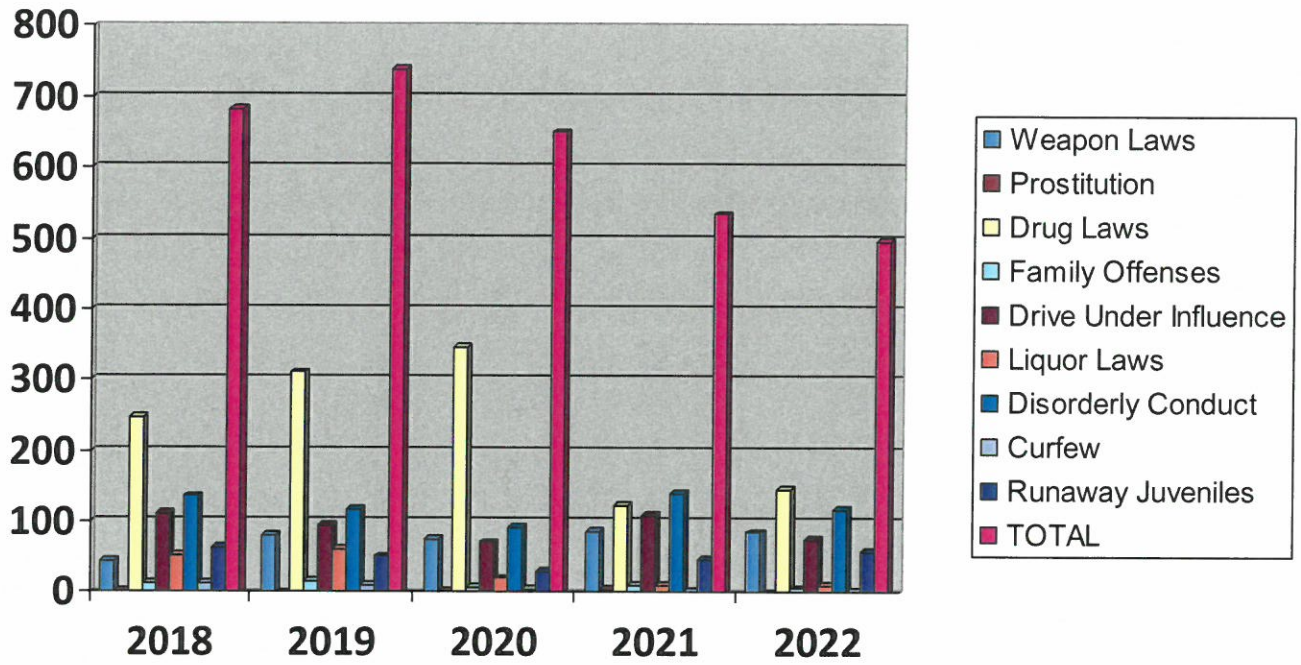
**CRIMES AGAINST PERSONS**



**CRIMES AGAINST PROPERTY**

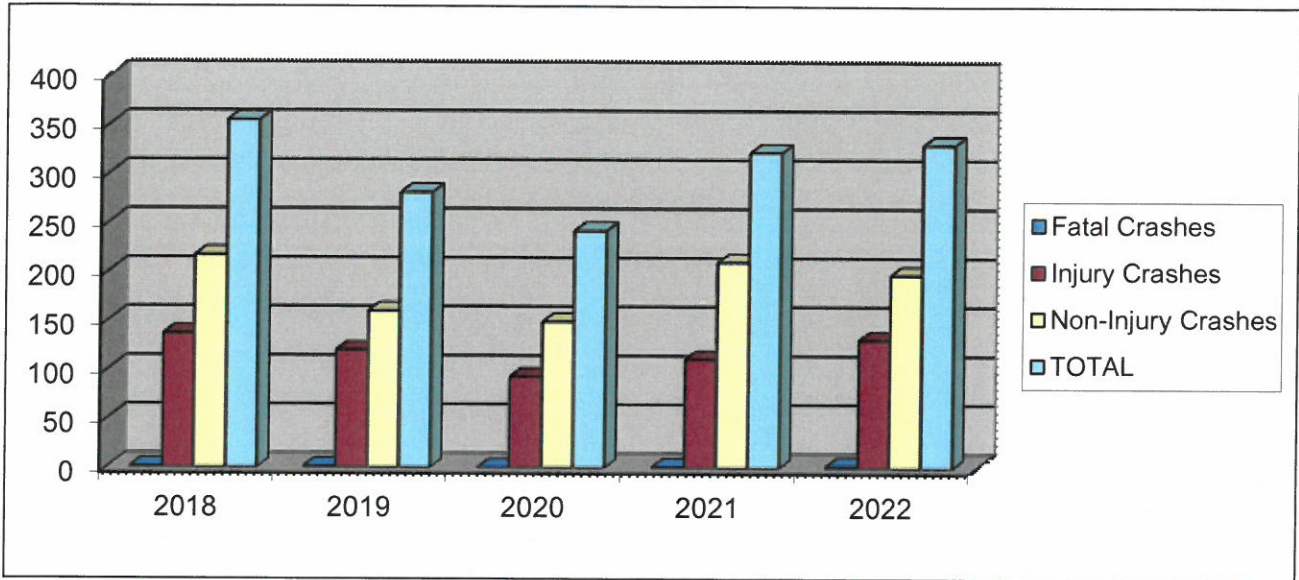


BEHAVIORAL CRIMES



**TRAFFIC DATA**

**Crash Data**



**Enforcement Data**

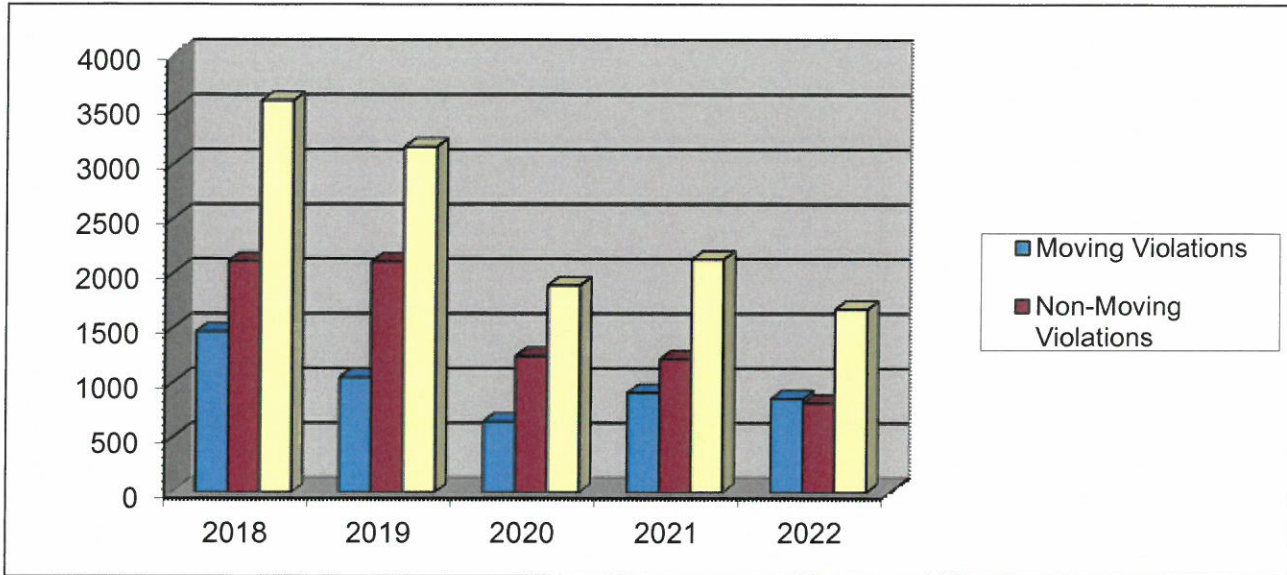
<b>CRASHES</b>	<b>2018</b>	<b>2019</b>	<b>2020</b>	<b>2021</b>	<b>2022</b>
Fatal Crashes	1	1	0	1	2
Injury Crashes	137	120	93	111	131
Non-Injury Crashes	217	160	149	210	197
<b>TOTAL</b>	<b>355</b>	<b>281</b>	<b>242</b>	<b>322</b>	<b>330</b>

<b>CITATIONS BY VIOLATIONS</b>	<b>2018</b>	<b>2019</b>	<b>2020</b>	<b>2021</b>	<b>2022</b>
Moving Violations	1465	1048	645	910	855
Non-Moving Violations	2112	2107	1245	1217	818
<b>TOTAL</b>	<b>3577</b>	<b>3155</b>	<b>1890</b>	<b>2127</b>	<b>1673</b>

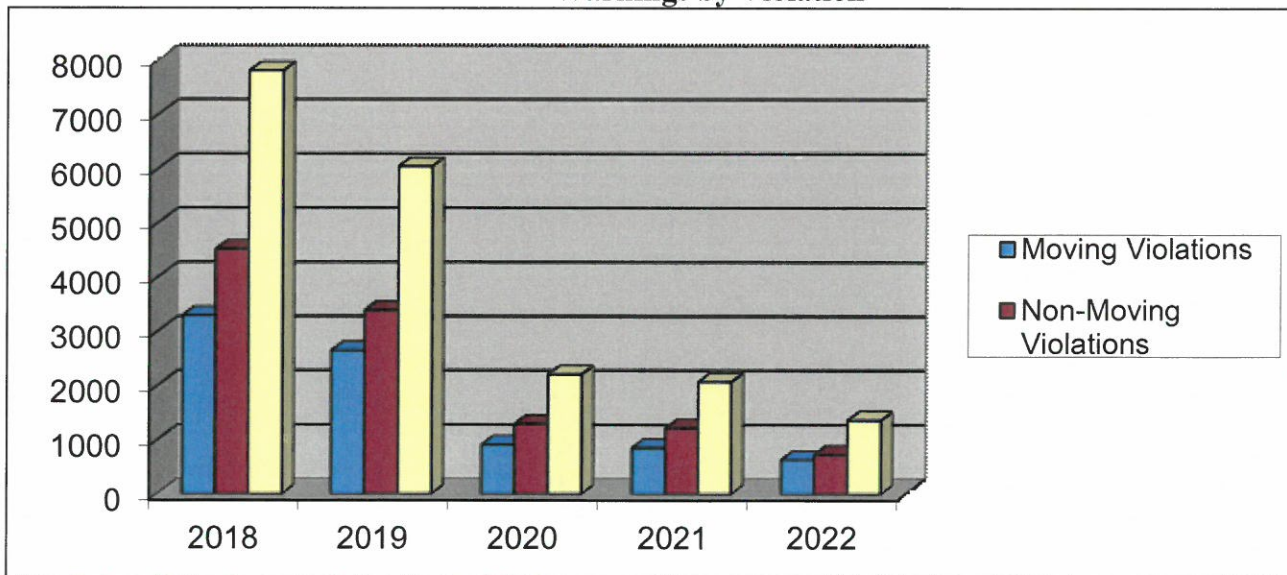
<b>WARNINGS BY VIOLATIONS</b>	<b>2018</b>	<b>2019</b>	<b>2020</b>	<b>2021</b>	<b>2022</b>
Moving Violations	3290	2647	908	852	634
Non-Moving Violations	4517	3393	1297	1218	728
<b>TOTAL</b>	<b>7807</b>	<b>6040</b>	<b>2205</b>	<b>2070</b>	<b>1362</b>

**TRAFFIC**

**Citations by Violation**



**Warnings by Violation**





# 2022 MPD Annual Report

## CALLS FOR SERVICE DATA

In previous years the information shown in this section was the actual requests for police officer service from the community. These numbers did not include officer-initiated activity (i.e. traffic stops, follow up contacts, etc). This year we chose to include all calls for service.

### Calls-For-Service

Call Type	2021	2022
911 Hang-up/Open Line	246	195
Abandoned Vehicle	419	292
Alarm/Audible	839	954
Alarm/Hold-up	50	43
Alarm/Silent	15	22
Animal Abuse/Neglect	186	179
Animal Bite	17	20
Animal Injured	54	62
Animal Nuisance	314	363
Area Check	1025	1177
Arson	24	14
Assault/Cold	63	86
Assault/Now or Just Occurred	61	75
Assist Disabled Vehicle	62	50
Assist Outside Agency	673	715
Assist Public	176	126
Attempt to Locate	6	10
Bomb Threat	1	1
Building Collapse	8	8
Burglary Attempt	14	29
Burglary/Cold	89	76
Burglary/Now or Just Occurred	53	38
Civil Complaint	403	367
Civil Paper	861	1270
Cover Car/Back up	33	28
Criminal Mischief/Cold	323	363
Criminal Mischief/Just Occurred	77	124
Curfew Violation	4	17
Custodial Interference/Cold	100	105
Custodial Interference/Now	20	28
Death Investigation	13	14
Detail	256	320
DHS Cross Report Information	36	56
Disturbance	848	854
Domestic	104	104
Domestic Now	669	676
Driving Under Influence	163	145
Driving While Suspended	39	31
Drug Violation	210	312
Dumping Complaint	44	49
Elder Abuse/Neglect	16	13
Escapee/Walk away	0	0
Extra Patrol	170	218
Field Investigation	1003	865
Fight	90	69

# 2022 MPD Annual Report

Call Type	2021	2022
Follow Up	2650	2265
Found Child	33	26
Fraud	406	318
Harassment	689	795
Hit and Run	280	277
Homicide	0	1
Impound Vehicle	58	45
Information	1022	1115
Intoxicated Person	38	42
Juvenile Abuse/Neglect	107	110
Kidnap	3	1
Medical/Fire Assist	142	135
Menacing	45	49
Mental Subject/Violent	35	24
Mental Subject/Non-violent	390	374
Minor In Possession	16	12
Miscellaneous	171	113
Miscellaneous Arrest	24	45
Missing Person	84	86
Missing Person Found	3	2
Noise Complaint	486	399
Open Container	13	8
Ordinance	446	680
Parking Complaint	257	260
Phone Message	1355	930
Premise Unsecure	62	54
Property Lost/Found	364	421
Prowler	53	44
Public Health Hazard	57	27
Pursuit	6	12
Reckless Driver	448	472
Recovered Stolen Vehicle	16	35
Repossessed Vehicle	34	35
Restraining Order Now/Just Occurred	31	57
Restraining Order Violation/Cold	60	117
Robbery	5	10
Runaway	75	100
RV Ordinance	208	488
Search Warrant	40	38
Sex Crime/Now	11	7
Sex Crime Miscellaneous	114	130
Shooting	9	15
Speed Racing	17	25
Stabbing	7	3
Stolen Vehicle	99	124
Suicidal	285	362
Suspicious Person/Vehicle	2180	2402
Theft Attempt	20	28
Theft/Cold	657	868
Theft/Now or Just Occurred	185	210
Traffic Collision Auto Ped	26	35
Traffic Collision Major/Rollover	17	16
Traffic Collision/Injury	46	36

## 2022 MPD Annual Report

Call Type	2021	2022
Traffic Collision/Non Injury	285	306
Traffic Collision Unknown Injuries	99	115
Traffic Complaint Miscellaneous	81	111
Traffic Hazard	497	528
Traffic Stop	3742	2789
Transport	4	21
Trespass/Cold	158	201
Trespass/Now	824	1003
Unknown Problem	83	63
Unwanted	187	129
Warrant Service	826	757
Weapons Complaint	134	194
Welfare Check	1045	1074
<b>Total</b>	<b>31,727</b>	<b>32,137</b>
<b>Change</b>		<b>1.29%</b>